

Royal Bahamas Police Force

Creating Safer Communities



4th Quarter 2021

NATIONAL CRIME STATISTICS

TABLE OF CONTENTS

Nationwide Crime Analysis July 2021 vs 2020	3
Nationwide Crime Statistics July 2021 vs 2020.....	5
Murder.....	6
Sexual Offences.....	8
Armed Robbery	9
Housebreakings	12
Stealing from Vehicle	14
Stolen Vehicle	16
New Providence District Reported Crime Statistics.....	18
New Providence District Divisional Breakdown	19
Airport Division Breakdown 2021 vs 2020 (NP).....	20
Cable Beach Division Breakdown 2021 vs 2020 (NP).....	21
Central Division Breakdown 2021 vs 2020 (NP).....	22
Eastern Division Breakdown 2021 vs 2020 (NP).....	23
FoxHill Division Breakdown 2021 vs 2020 (NP).....	24
Northeastern Division Breakdown 2021 vs 2020 (NP).....	25
Northwestern Division Breakdown 2021 vs 2020 (NP).....	26
Paradise Island Division Breakdown 2021 vs 2020 (NP).....	27
South Central Division Breakdown 2021 vs 2020 (NP).....	28
Southeastern Division Breakdown 2021 vs 2020 (NP).....	29
Southern Division Breakdown 2021 vs 2020 (NP).....	30
Southwestern Division Breakdown 2021 vs 2020 (NP).....	31
Western Division Breakdown 2021 vs 2020 (NP).....	32
Grand Bahama & Northern Bahamas District Reported Crime Statistics	33
Grand Bahama & Northern Bahamas District Divisional Breakdown	34
Airport Division Breakdown 2021 vs 2020 (GB & Northern Bahamas).....	35
Central Division Breakdown 2021 vs 2020 (GB & Northern Bahamas).....	36
Eight Mile Rock Division Breakdown 2021 vs 2020 (GB & Northern Bahamas).....	37
Northeastern Division Breakdown 2021 vs 2020 (GB & Northern Bahamas).....	38
Southwestern Division Breakdown 2021 vs 2020 (GB & Northern Bahamas).....	39
West-End Division Breakdown 2021 vs 2020 (GB & Northern Bahamas).....	40
Abaco Division Breakdown 2021 vs 2020 (GB & Northern Bahamas).....	41
Bimini Division Breakdown 2021 vs 2020 (GB & Northern Bahamas).....	42

Family Islands District Reported Crime Statistics	43
Family Islands District Divisional Breakdown	44
Acklins Division Breakdown 2021 vs 2020 (FI).....	45
Andros Division Breakdown 2021 vs 2020 (FI)	46
Berry Island Division Breakdown 2021 vs 2020 (FI).....	47
Cat Island Division Breakdown 2021 vs 2020 (FI).....	48
Eleuthera Division Breakdown 2021 vs 2020 (FI).....	49
Exuma Division Breakdown 2021 vs 2020 (FI).....	50
Inagua Division Breakdown 2021 vs 2020 (FI).....	51
Long Island Division Breakdown 2021 vs 2020 (FI).....	52
Mayaguana Division Breakdown 2021 vs 2020 (FI).....	53
San Salvador Division Breakdown 2021 vs 2020 (FI).....	54
Detection Rates - All Bahamas	55
Detection Rates - All Bahamas	56
Cybercrime	57
Crime Scene Investigation	57
Illegal Firearm Discovery and Seizure Demographics	57
Dangerous Drugs Discovery, Seizures and Arrests.....	59
Missing Persons.....	60
Emergency Powers Order (Breach).....	61
Other Police Activities.....	61
Complaints Against Police Officers	63
Fire Calls – All Bahamas	64
Miscellaneous Incidents.....	65
Domestic Related Cases.....	67
Gender Based Violence Matters.....	69
Police-Involved Shootings	70
Suicide Related Incidents.....	71
Drowning Incidents	72
Sudden Death - Natural Causes	73
Financial Crimes.....	74
Immigration Violations.....	76
Human Smuggling	77
Traffic Incidents	78
Training.....	79

Persons Arrested.....	80
Persons Charged.....	81
Court Case Disposition.....	83
Productivity Loss.....	85

Nationwide Crime Analysis
4th Quarter
2021 vs 2020

Preliminary figures for the 4th Quarter 2021 indicate that major crimes increased by 3% with 1054 cases, compared to 1027 over the same period in 2020. There was a 19% regional decrease in crime on the Family Islands when compared to the same period in 2020. However, there were regional increases in New Providence and Grand Bahama at rates of 3% and 14% respectively, when compared to 2020.

Crimes against the person remain unchanged with 208 cases, compared to 209 over the same period in 2020. There was a 4% regional decrease in New Providence and a 54% increase in Grand Bahama. The Family Islands District crimes against person remained unchanged. Crimes against the property increased by 3% with 846 cases, compared to 818 over the same period in 2020. There was a 21% regional decrease on the Family Islands. However, there were regional increases in New Providence and Grand Bahama at rates of 5% and 10% respectively.

Homicides increased by 74% with 33 incidents, compared to 19 over the same period in 2020. There were 26 murders in New Providence, 6 in Grand Bahamas, and 1 in the Family Islands District, with an overall solvency rate of 67%. Victims between the ages of 18 and 35 represented 61% of all homicides. Based on preliminary figures, homicides were more likely to occur on a Tuesday than any other day of the week. Homicides were more prevalent in the **Southern and Central Divisions**, accounting for 36% of the overall total. Fatal gunshot wounds was the leading cause of death for homicides accounting for 85% or 28 incidents.

Armed Robberies increased by 2% with 97 incidents, compared to 95 over the same period in 2020. Armed Robberies occurred mostly between the hours of 6pm and 11pm. Based on preliminary figures, armed robberies were more likely to occur on a Monday and Friday than any other days of the week. Armed Robberies were more prevalent in the **Southwestern and Northeastern Divisions**, accounting for 36% of the overall total. Most armed robberies occurred at business establishments, at the street level and at residences. Firearms continue to be the weapon of choice for the commission of armed robberies. Males represented the highest percentage of victims at 60%, compared to female victims at 40%.

Robberies decreased by 14% with 24 incidents compared to 28 over the same period in 2020. Robberies occurred mostly between the hours 10am and 4pm. Based on preliminary figures, robberies were more likely to occur on a Friday than any other day of the week. Males represented the highest percentage of victims at 63%, compared to female victims at 37%.

Stolen vehicles increased by 39% with 89 incidents, compared to 64 over the same period in 2020. **Nissans** were the most targeted vehicles, representing 39% of all vehicles stolen. The Nissan March was the predominant model stolen, while residence were the most targeted locations. Stolen vehicle cases were more prevalent in the **Southwestern and Central Divisions**, accounting for 27% of the overall total. Thirty percent of stolen vehicles were recovered for the 4th quarter of 2021.

Stealing from vehicles increased by 43% with 200 incidents, compared to 140 over the same period in 2020. The most frequent items stolen included electronics, cash, catalytic converters and personal effects. Nissan Notes were mostly frequently targeted, with Honda Accords trending close behind. Based on preliminary figures, stealing from vehicles were more likely to occur on Friday than any other day of the week. Stealing from Vehicle cases were mostly reported in the **Northeastern, Southwestern, Central and Southeastern Divisions**, accounting for 47% of reported cases.

Housebreakings decreased by 39% with 112 incidents, compared to 184 over the same period in 2020. The **New Providence District** accounted for 78 or 70% of all housebreakings, most of which occurred in the **South-Central and Southwestern Division**, accounting for 31% of cases. **Grand Bahama**, including **Abaco and Bimini**, accounted for 21 or 19% of all housebreakings, most of which occurred in **Southwestern and Abaco Divisions** with 12 incidents. The **Family Islands District** accounted for the remaining 13 or 11% of housebreakings, most of which occurred in **Eleuthera** with 6 incidents. Based on preliminary figures, housebreakings were more likely to occur on a Tuesday than any other day of the week.

Shopbreakings increased by 4% with 154 incidents compared to 148 over the same period in 2020. The **New Providence District** accounted for 119 or 77% of all shopbreakings, most of which occurred in the **Northeastern, South-Central and Central Divisions**, accounting for 63% of all cases. **Grand Bahama**, including **Abaco and Bimini**, accounted for 24 or 16% of shopbreakings, most of which occurred in the **Central and Southwestern Divisions**, with 15 incidents. The **Family Islands District** accounted for the remaining 11 or 7% of shopbreakings, most of which occurred in **Eleuthera** with 6 incidents. Based on preliminary figures, shopbreakings were more likely to occur on a Friday than any other day of the week.

For the period in review, a total of 63 **firearms** and 632 rounds of ammunition were discovered and seized throughout the Commonwealth of The Bahamas. As a result, 66 persons were charged with possession of illegal firearms. Additionally, **ShotSpotter** detected 230 gunshot incidents, consisting of 160 multiple shots, 52 single shot incidents and 18 probable shots, totaling 837 rounds discharged.

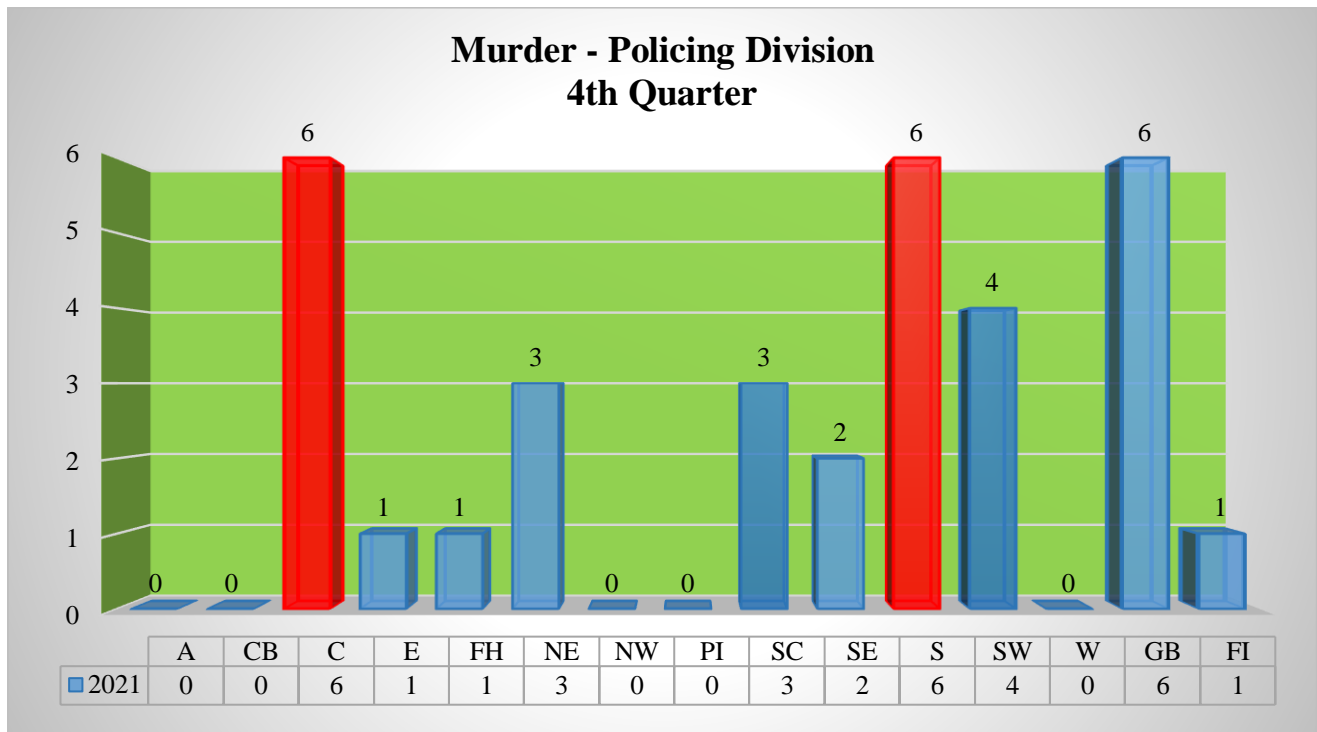
There were 34 curfew breaches and an additional 71 breaches to the Emergency Powers Order. Furthermore, officers of the Royal Bahamas Police Force conducted 5,155 field check patrols, 187 road checks and executed 4 warrants of arrest throughout the Commonwealth of The Bahamas. As a result of these efforts, 3,152 persons were arrested for various major and minor offences. Of this number, 1,444 suspects were charged and placed before the court, representing a 46% charge rate.

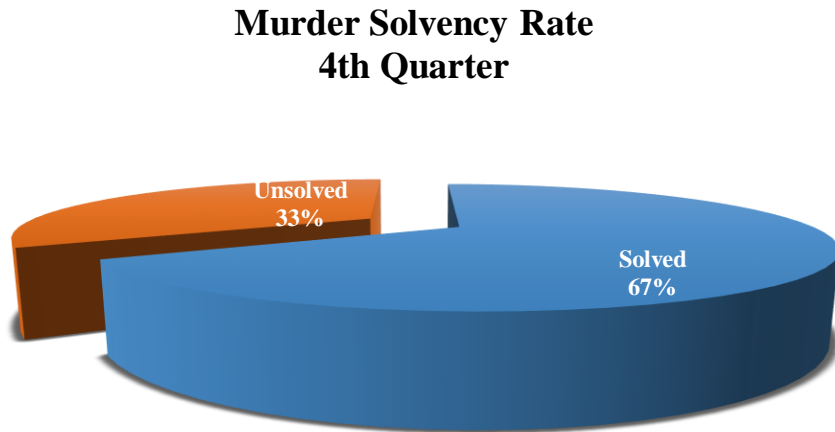
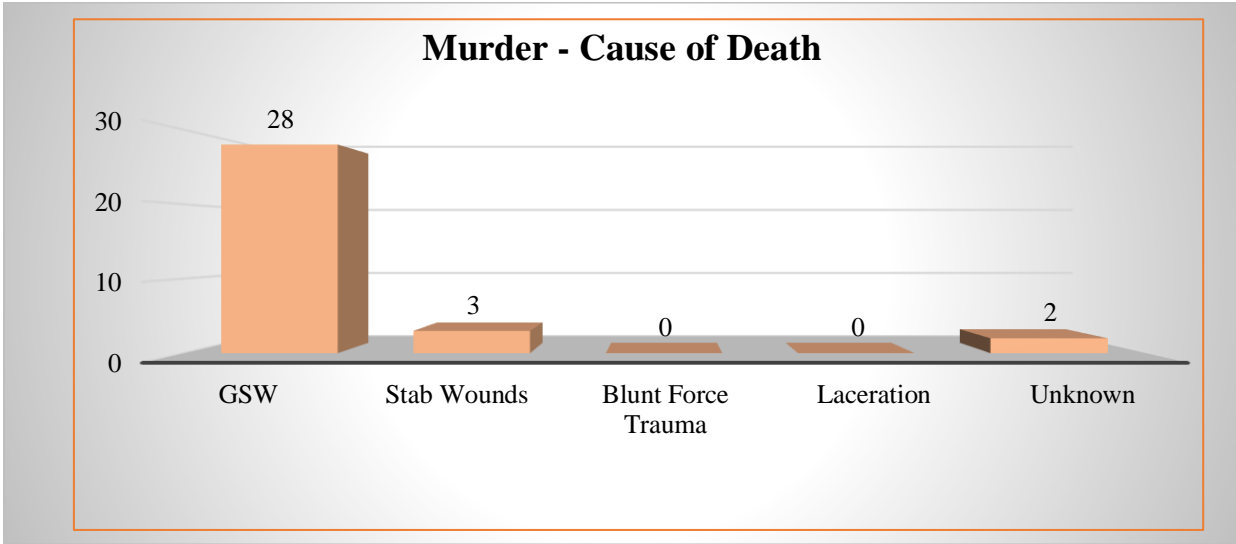
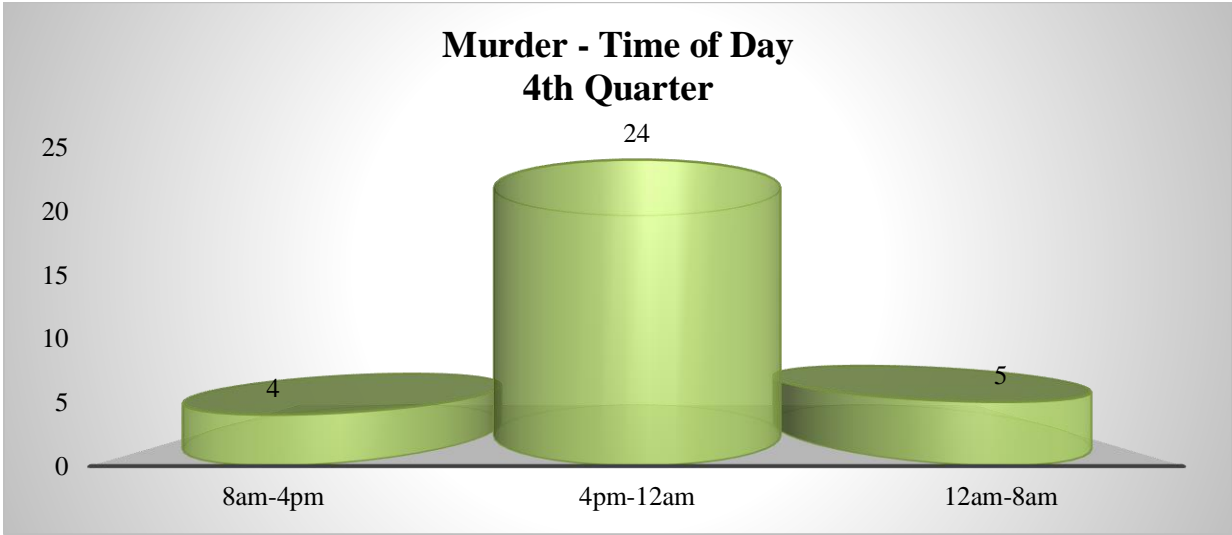
Nationwide Crime Statistics
All Bahamas
4th Quarter
2021 vs 2020

Crimes Against the Person	2021	2020	% CHANGE
Murder	33	19	74
Attempted Murder	14	10	40
Manslaughter	2	1	100
Rape	7	8	-13
Attempted Rape	3	0	n/a
Unlawful Sexual Intercourse	24	44	-45
Armed Robbery	97	95	2
Robbery	24	28	-14
Attempted Robbery	4	4	0
Sub-Total	208	209	0
Crimes Against the Property	2021	2020	% CHANGE
Burglary	20	21	-5
Housebreaking	112	184	-39
Shopbreaking	154	148	4
Stealing	271	261	4
Stealing from Vehicle	200	140	43
Stolen Vehicle	89	64	39
Sub-Total	846	818	3
Total	1054	1027	3

Murder

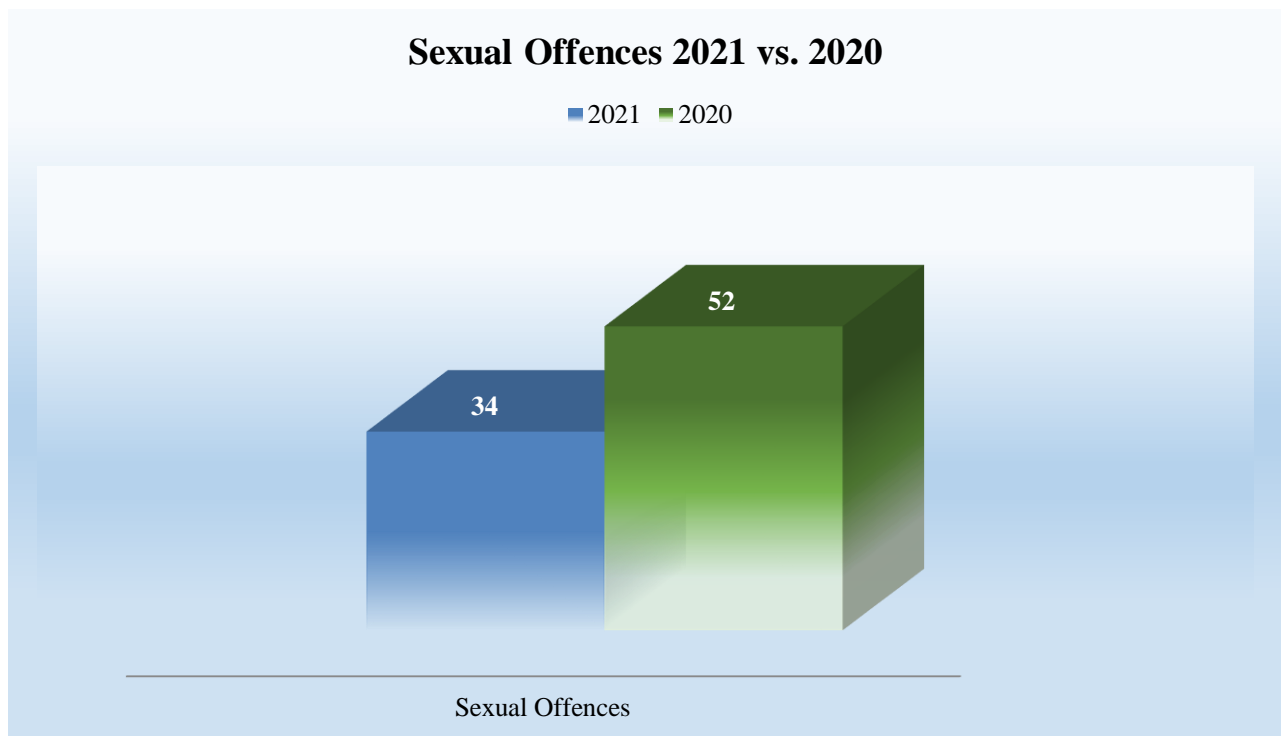
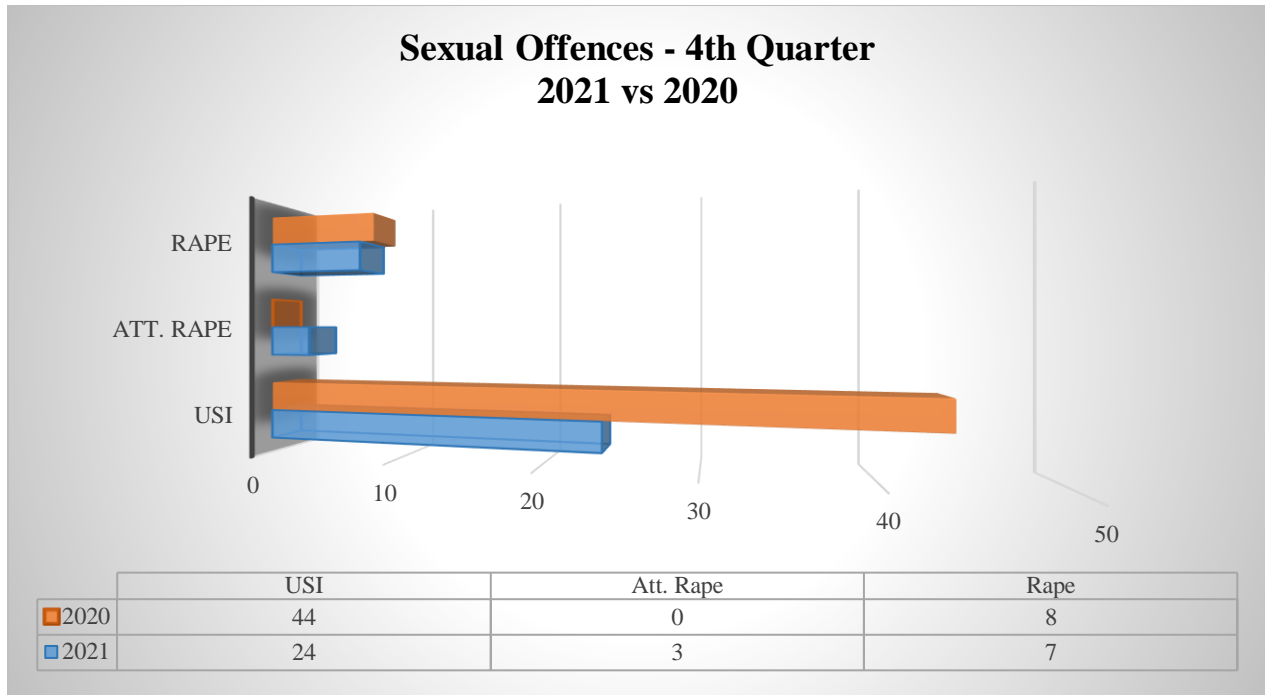
For the 4th quarter of 2021, murders increased by 74% with 33 cases compared to 19 over the same period in 2020.





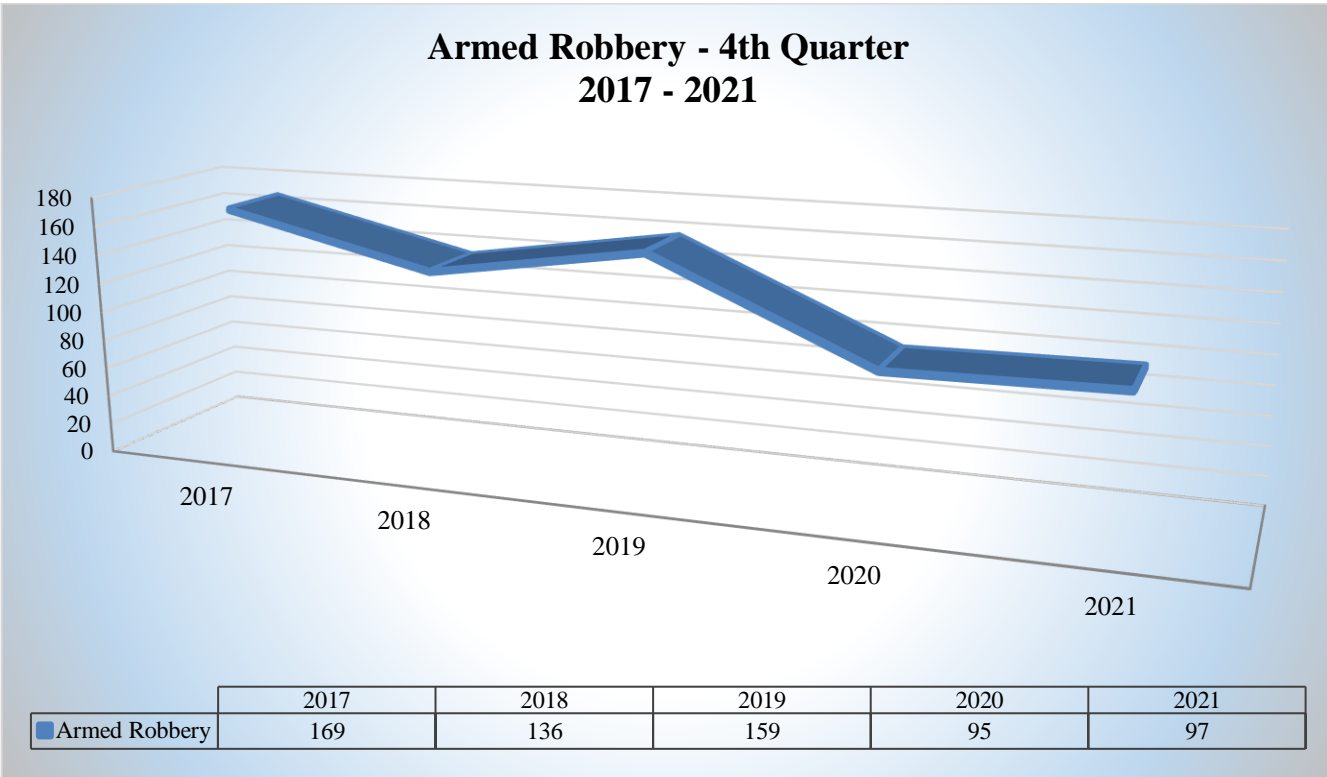
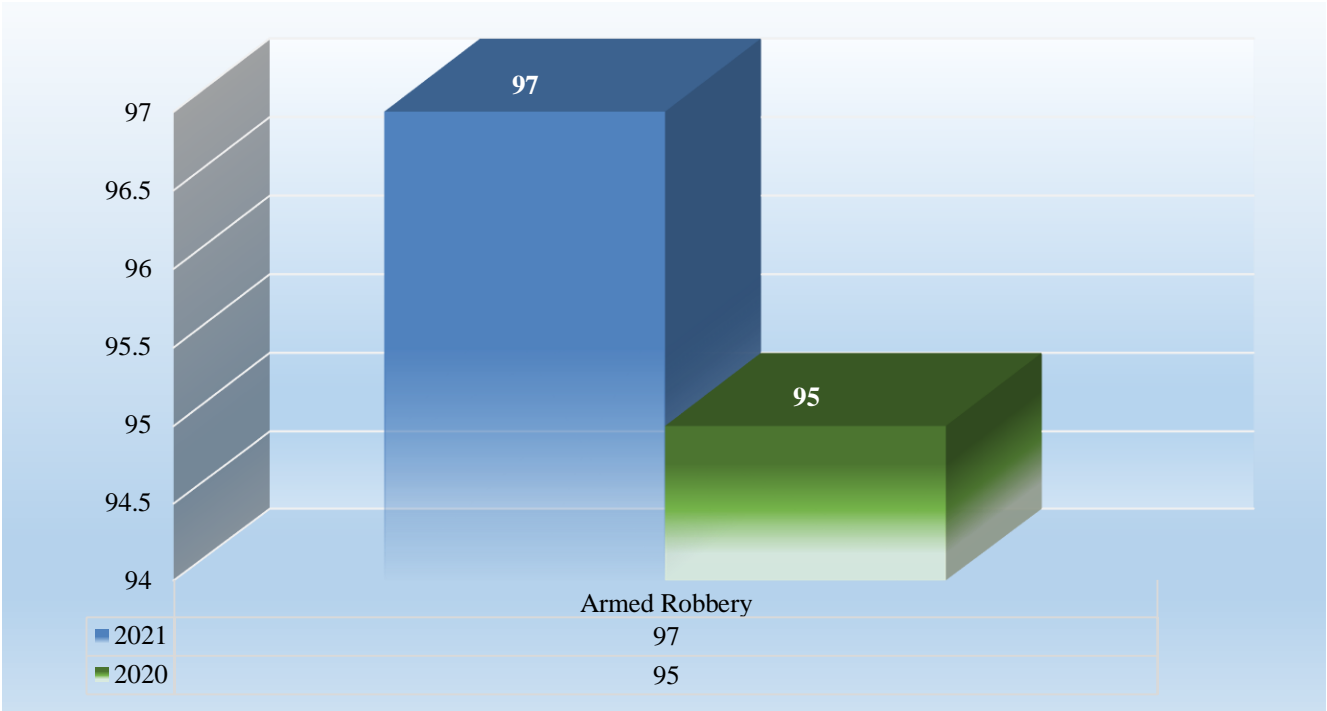
Sexual Offences

For the 4th quarter of 2021, reports of sexual offences decreased by 35% with 34 incidents, compared to 52 over the same period in 2020. These offences include rape, unlawful sexual intercourse and attempted rape. (N.B. Unlawful sexual intercourse includes incest).



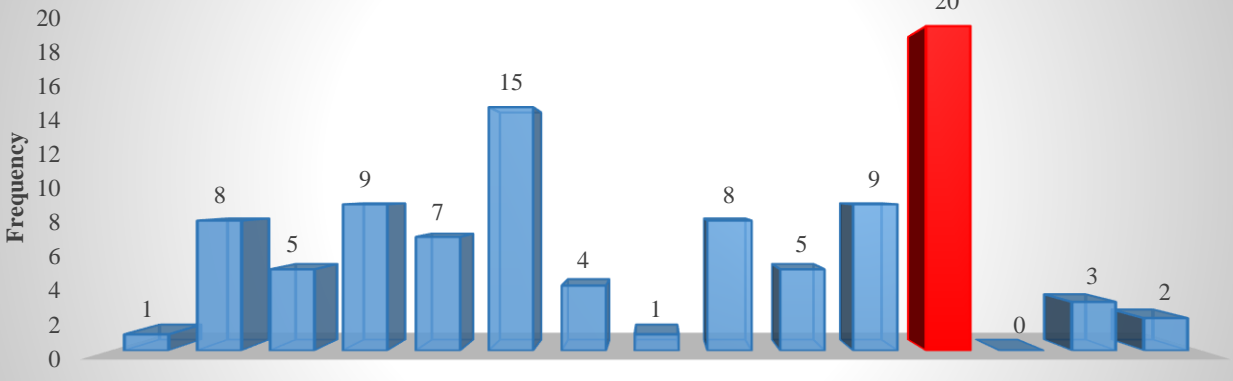
Armed Robbery

For the 4th quarter of 2021, armed robberies increased by 2% with 97 incidents, compared to 95 in 2020.



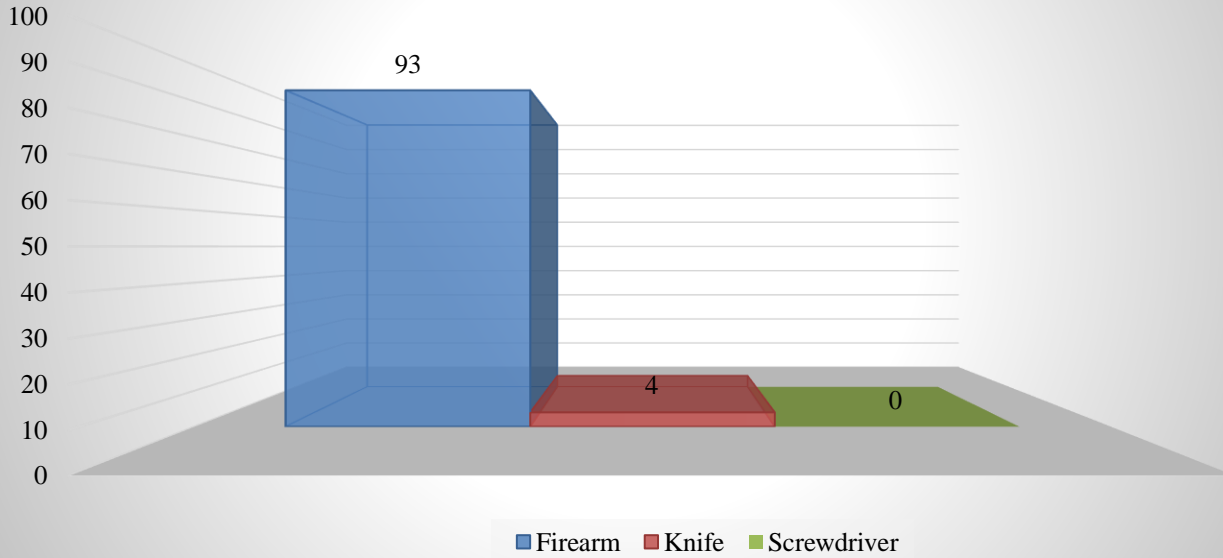
N.B. These are preliminary figures and are subject to change. Research and Policy Branch, RBPF.

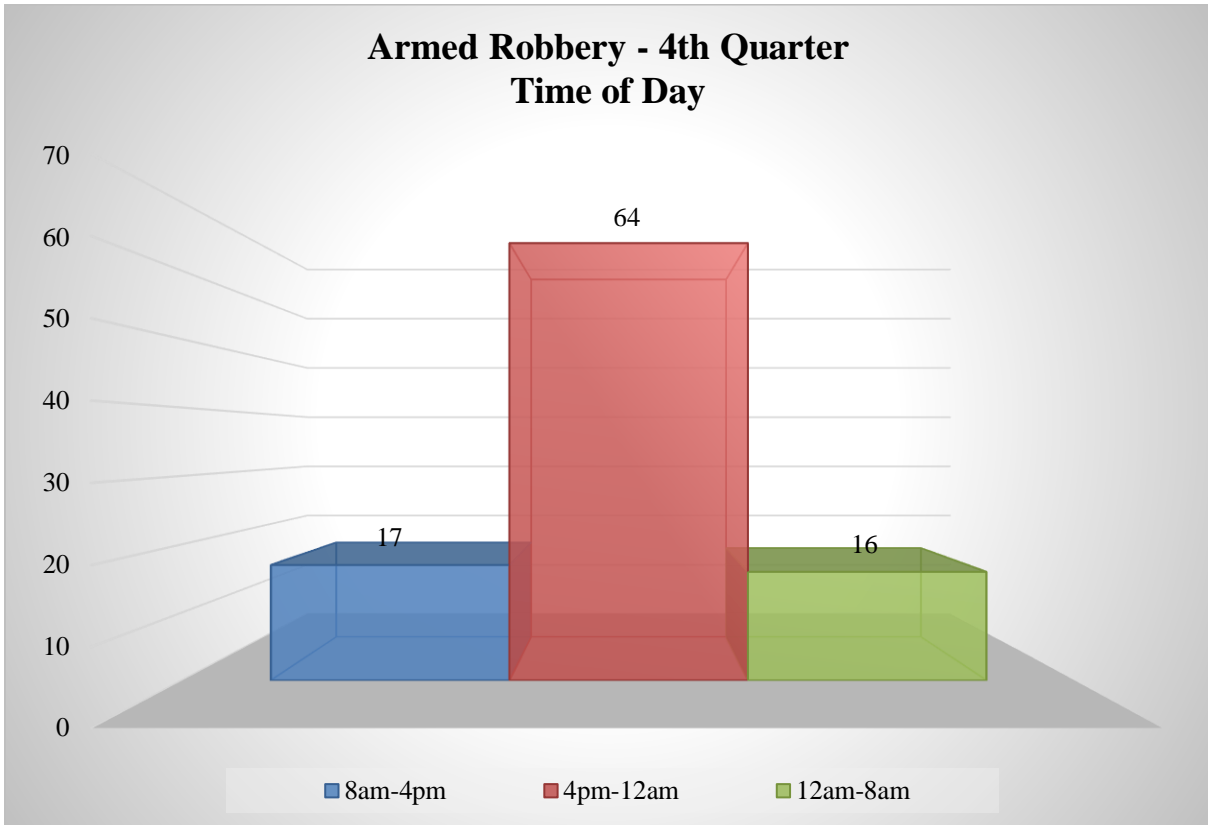
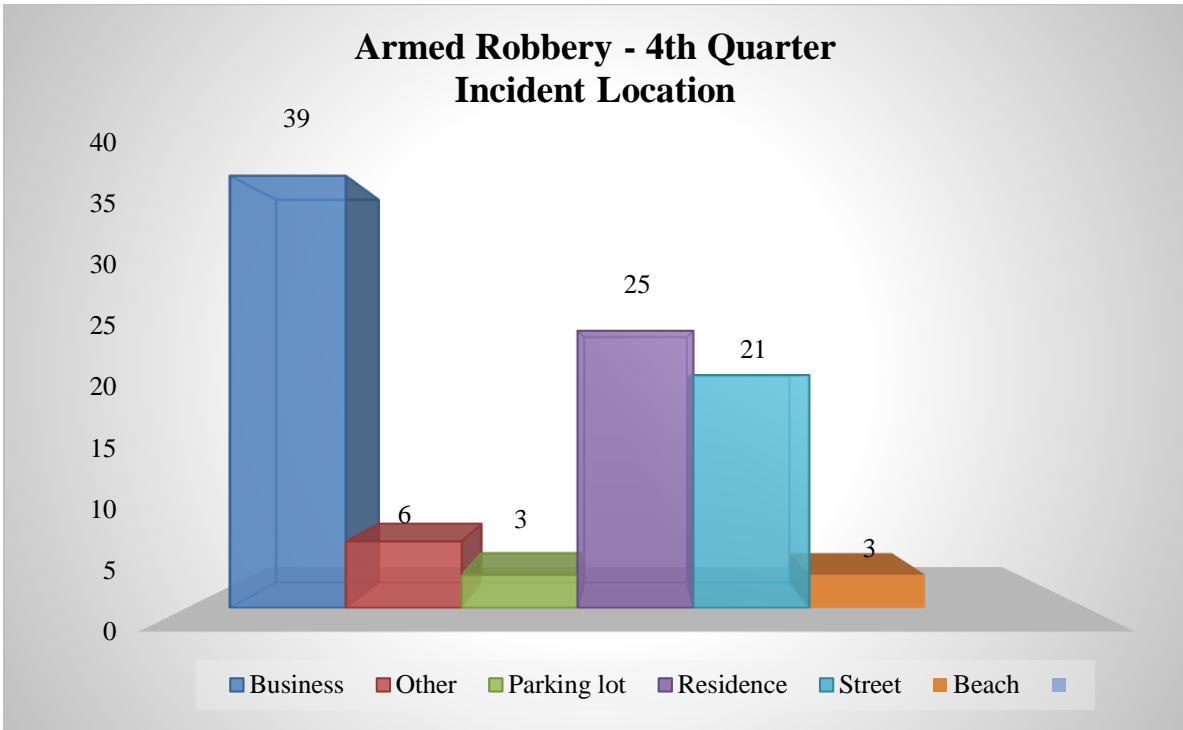
Armed Robbery by Divisions 4th Quarter 2021



2021	A	C	CB	E	FH	NE	NW	PI	SC	SE	S	SW	W	GB	FI
2021	1	8	5	9	7	15	4	1	8	5	9	20	0	3	2

Armed Robbery - Weapon Used 4th Quarter 2021

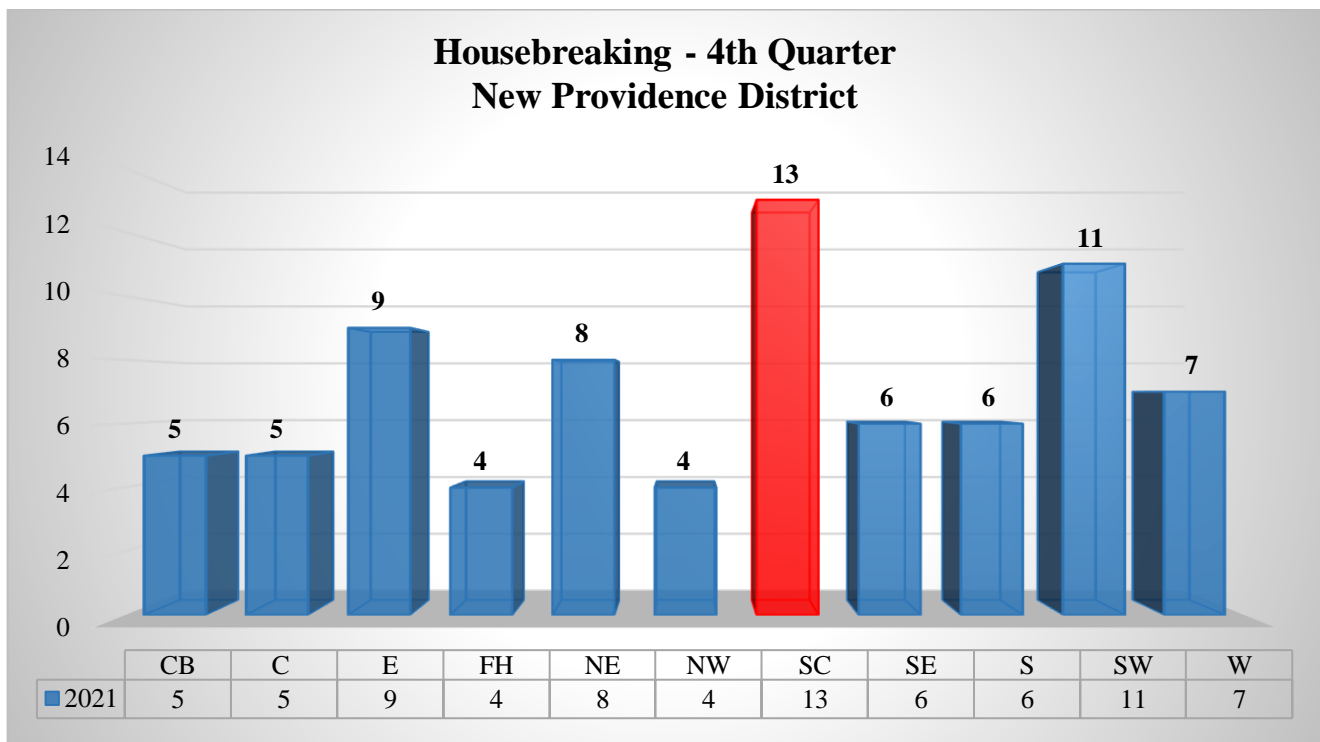
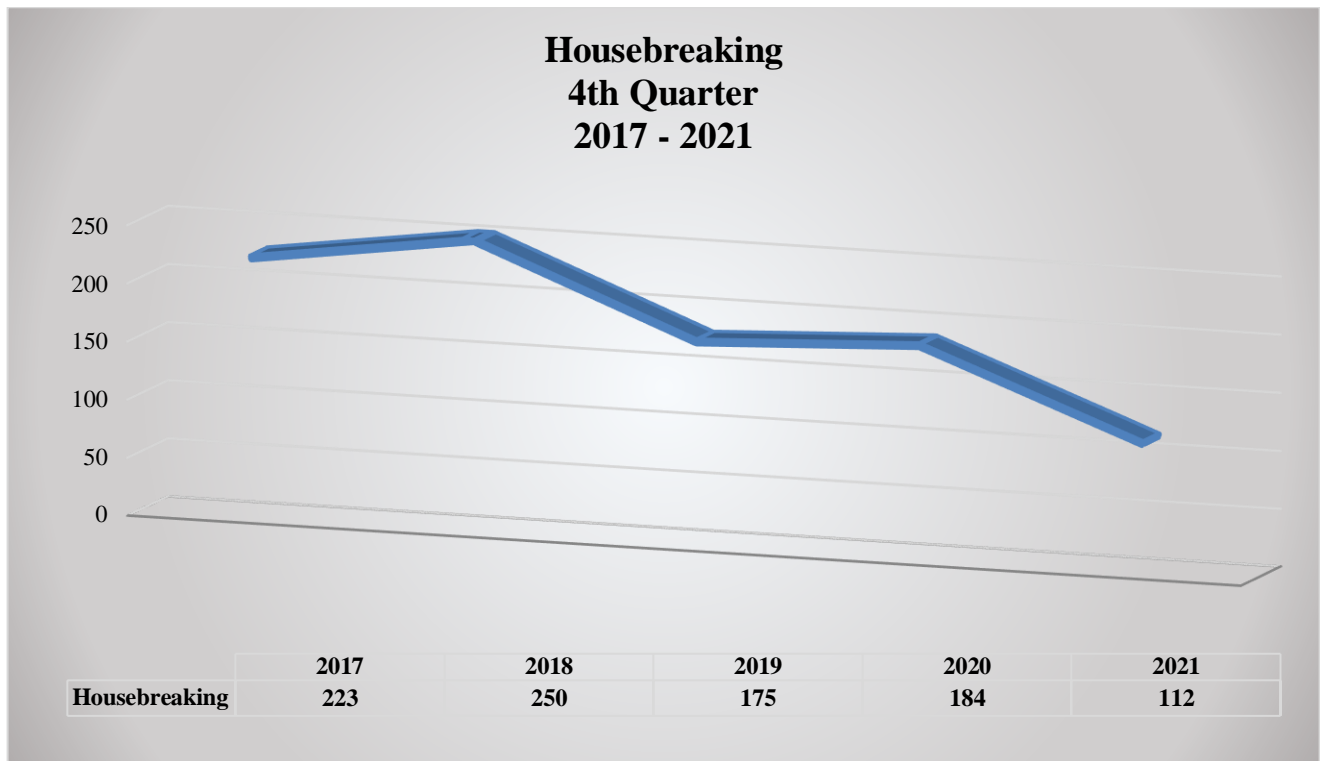




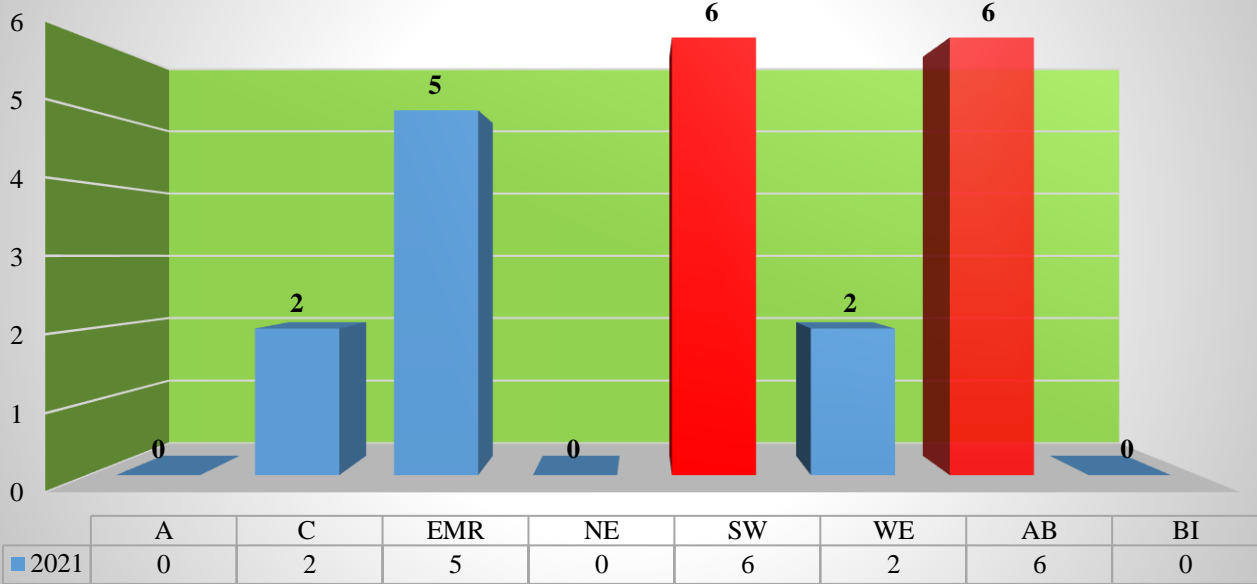
N.B. These are preliminary figures and are subject to change. Research and Policy Branch, RBPF.

Housebreaking

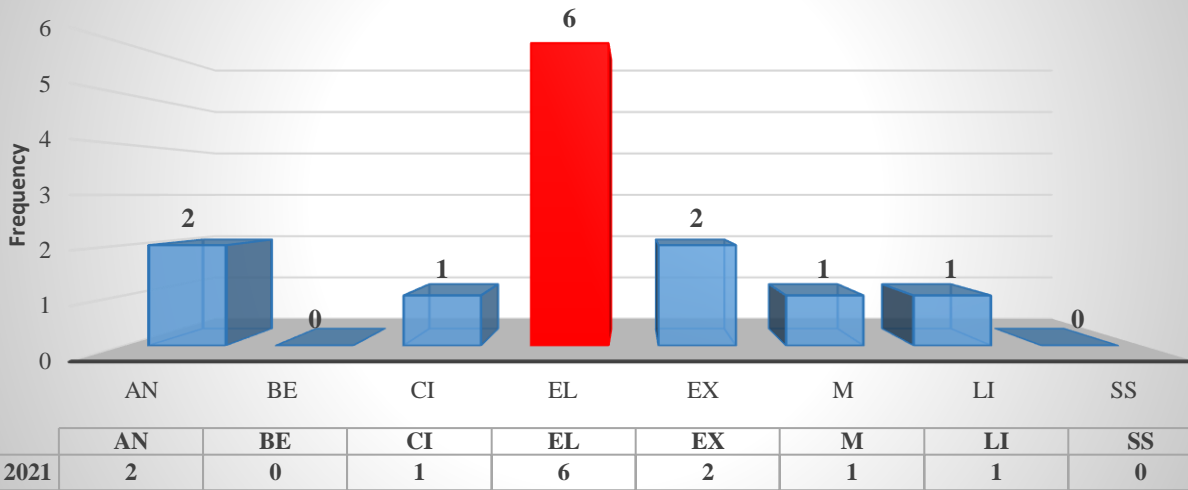
For the 4th quarter of 2021, housebreakings decreased by 39% with 112 incidents, compared to 184 over the same period in 2020.



Housebreaking - 4th Quarter Grand Bahama District

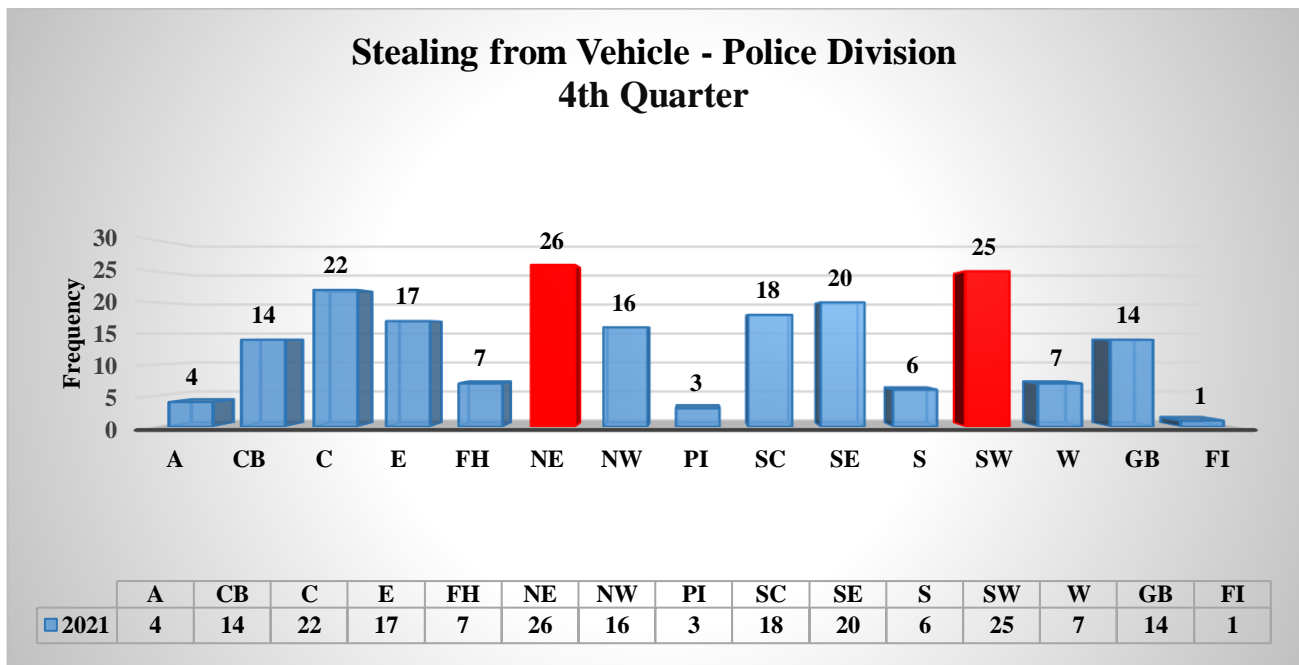
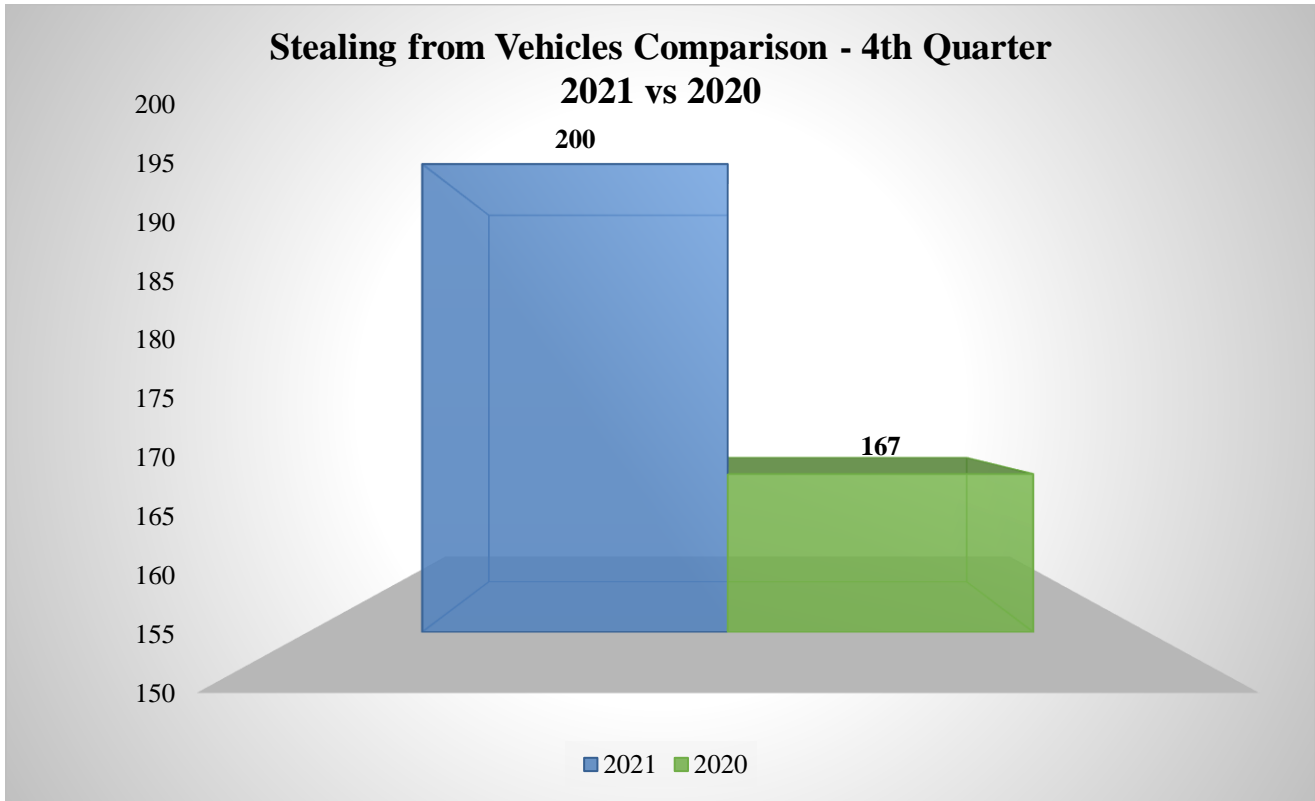


Housebreaking - 4th Quarter 2021 Family Island District

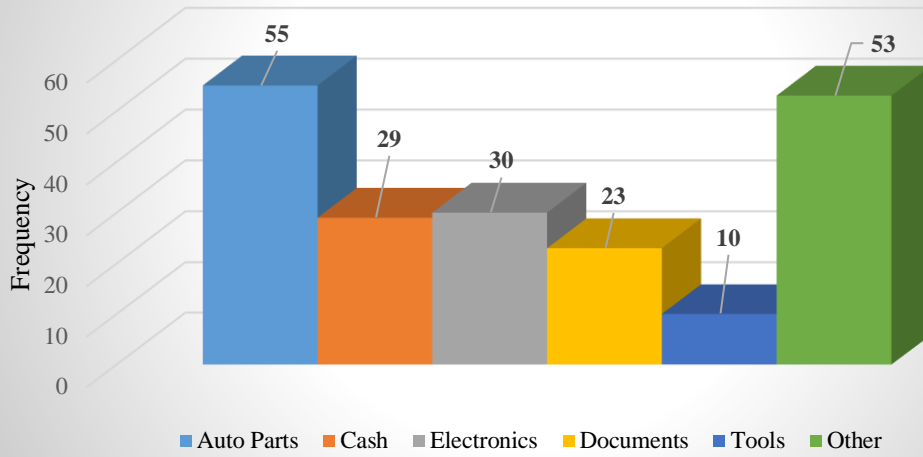


Stealing from Vehicle

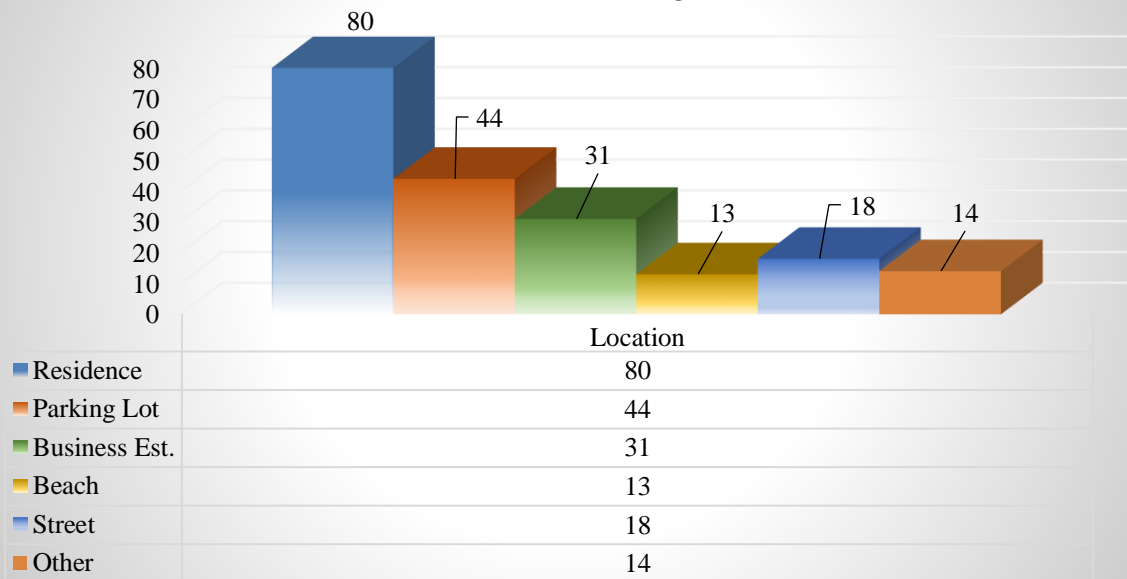
For the 4th quarter of 2021, stealing from a vehicle increased by 43% with 200 incidents, compared to 140 over the same period in 2020. Items of choice stolen from vehicles mostly consisted of electronics, auto parts, cash and documents. Residences were the most targeted areas for this crime representing 40% of stealing incidents. Stealing from vehicles mostly occurred with the **Northeastern** and **Southwestern Divisions**.



Stealing from Vehicle - Items Stolen 4th Quarter 2021

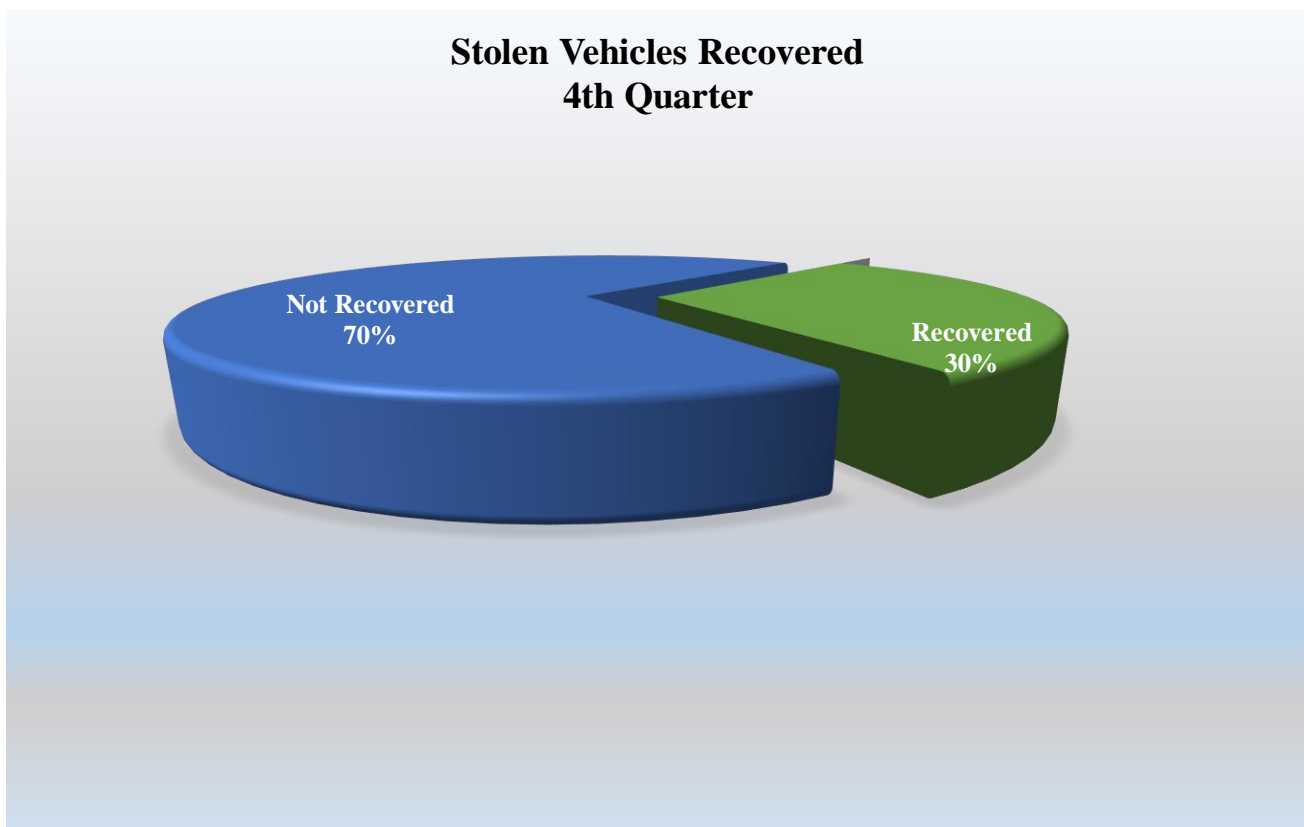
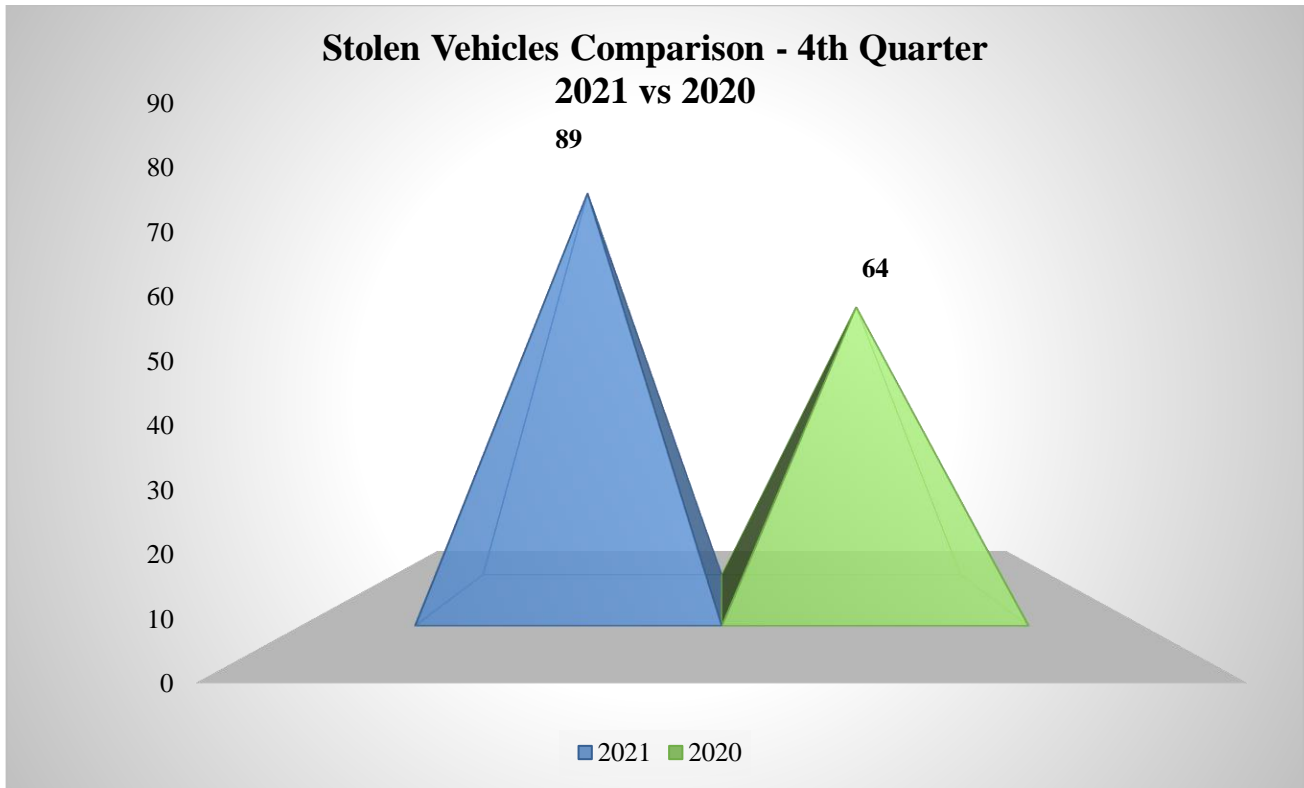


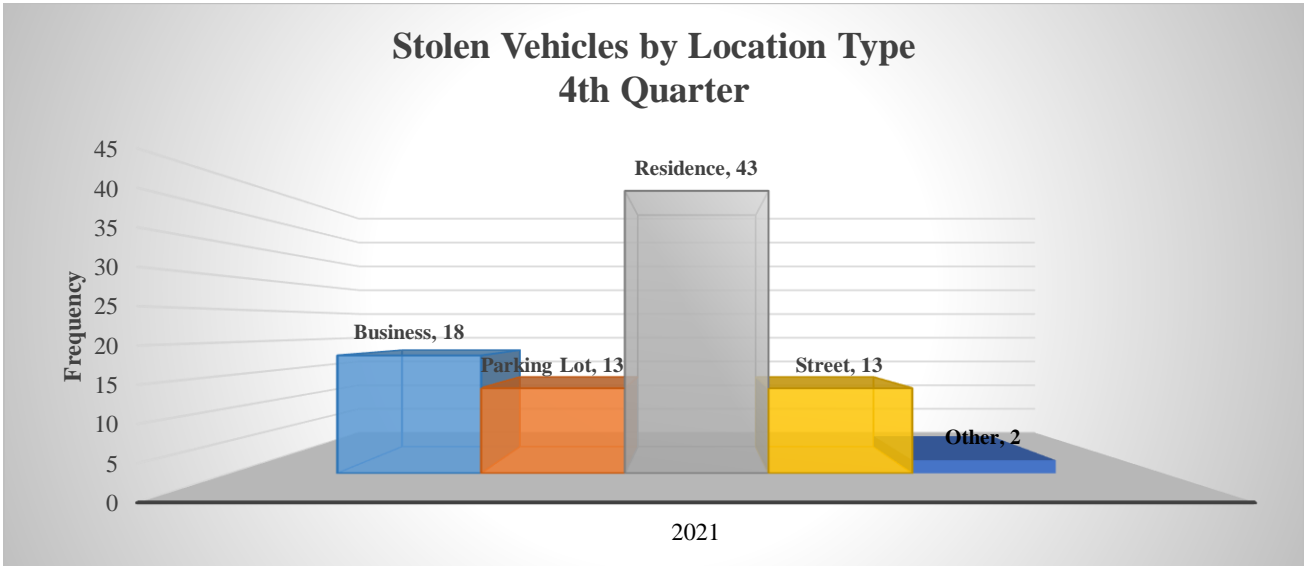
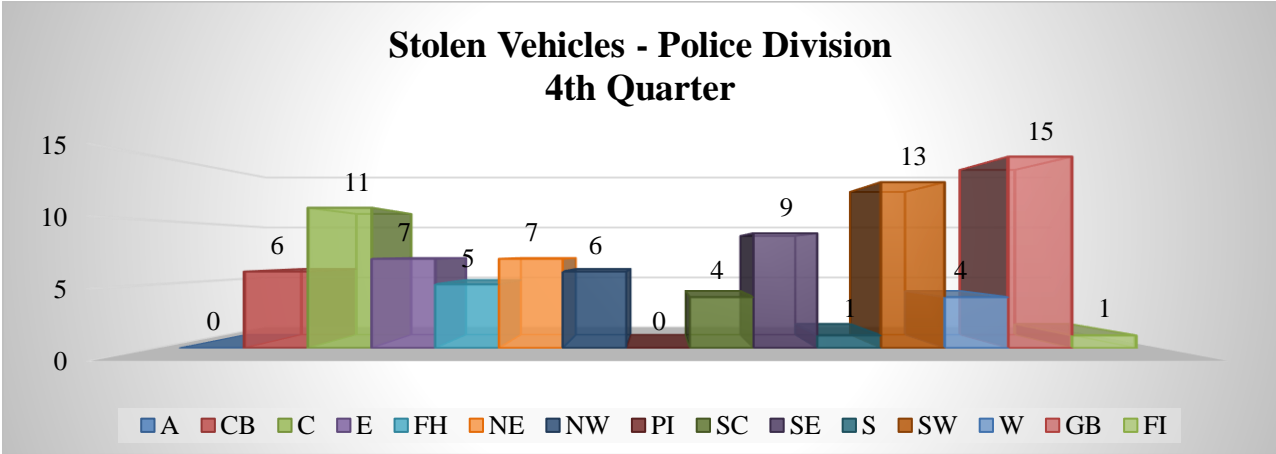
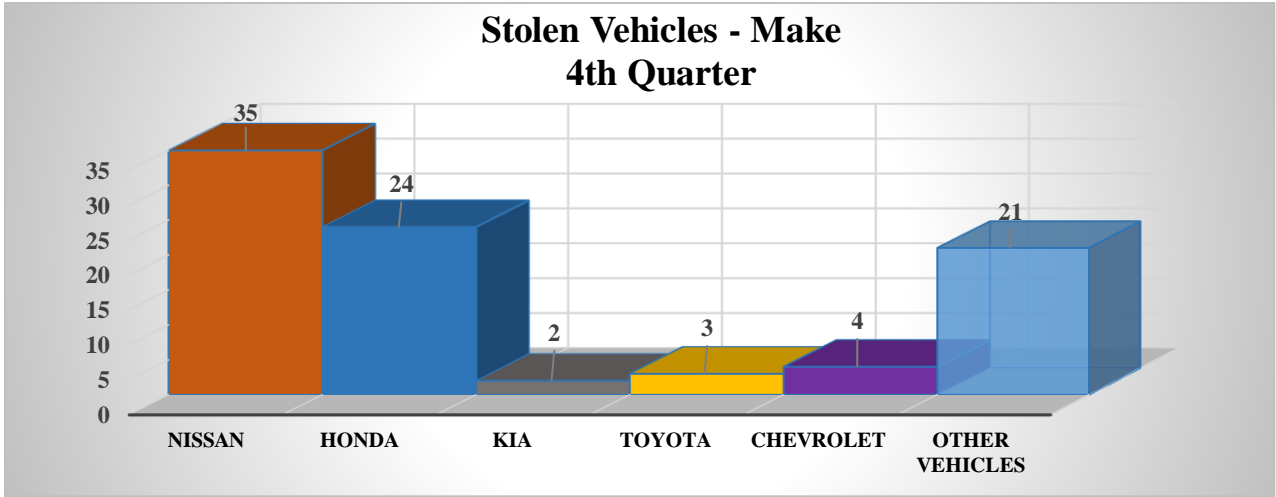
Stealing from Vehicle - Location Type 4th Quarter



Stolen Vehicle

For the 4th quarter of 2021, stolen vehicles increased by 39% with 89 incidents, compared to 64 over the same period in 2020. Twenty seven (27) or 30% of vehicles stolen for the month were recovered.





N.B. These are preliminary figures and are subject to change. Research and Policy Branch, RBPF.

**National Reported Crimes
New Providence District
4th Quarter
2021 vs 2020**

Crimes Against the Person	2021	2020	% CHANGE
Murder	26	17	53
Attempted Murder	7	9	-22
Manslaughter	2	0	n/a
Rape	6	5	20
Attempted Rape	3	0	n/a
Unlawful Sexual Intercourse	19	36	-47
Armed Robbery	92	91	1
Robbery	22	27	-19
Attempted Robbery	4	4	0
Sub-Total	181	189	-4
Crimes Against the Property	2021	2020	% CHANGE
Burglary	13	19	-32
Housebreaking	78	132	-41
Shopbreaking	119	100	19
Stealing	180	182	-1
Stealing from Vehicle	185	127	46
Stolen Vehicle	73	57	28
Sub-Total	648	617	5
Total	829	806	3

**National Reported Crimes
New Providence District Breakdown
4th Quarter
2021**

Crimes Against the Person	A	CB	C	E	FH	NE	NW	PI	SC	SE	S	SW	W	Total
Murder	0	0	6	1	1	3	0	0	3	2	6	4	0	26
Attempted Murder	0	0	0	0	0	0	0	0	1	0	4	1	1	7
Manslaughter	0	0	0	0	0	0	0	0	0	0	1	1	0	2
Rape	0	0	0	0	0	1	0	0	1	1	1	2	0	6
Attempted Rape	0	0	0	0	0	0	0	0	2	1	0	0	0	3
Unlawful Sex	0	0	2	1	0	0	1	1	2	5	2	5	0	19
Armed Robbery	1	5	8	9	7	15	4	1	8	5	9	20	0	92
Robbery	0	3	0	0	0	2	1	0	6	3	2	5	0	22
Attempted Robbery	0	0	0	0	0	0	0	0	0	1	0	2	1	4
Sub Total	1	8	16	11	8	21	6	2	23	18	25	40	2	181
Crimes Against the Property	A	CB	C	E	FH	NE	NW	PI	SC	SE	S	SW	W	Total
Burglary	0	2	0	1	0	1	0	0	4	2	1	0	2	13
Housebreaking	0	5	5	9	4	8	4	0	13	6	6	11	7	78
Shopbreaking	0	1	21	2	3	29	7	0	25	8	6	15	2	119
Stealing	2	15	18	10	15	20	14	4	11	21	10	27	13	180
Stealing from Vehicle	4	14	22	17	7	26	16	3	18	20	6	25	7	185
Stolen Vehicle	0	6	11	7	5	7	6	0	4	9	1	13	4	73
Sub Total	6	43	77	46	34	91	47	7	75	66	30	91	35	648
TOTAL	7	51	93	57	42	112	53	9	98	84	55	131	37	829

**National Reported Crimes
New Providence District
Airport Division
4th Quarter
2021 vs 2020**

Crimes Against the Person	2021	2020	% CHANGE
Murder	0	0	0
Attempted Murder	0	0	0
Manslaughter	0	0	0
Rape	0	0	0
Attempted Rape	0	0	0
Unlawful Sexual Intercourse	0	0	0
Armed Robbery	1	0	n/a
Robbery	0	0	0
Attempted Robbery	0	0	0
Sub-Total	1	0	n/a
Crimes Against the Property	2021	2020	% CHANGE
Burglary	0	0	0
Housebreaking	0	0	0
Shopbreaking	0	0	0
Stealing	2	0	n/a
Stealing from Vehicle	4	0	n/a
Stolen Vehicle	0	0	0
Sub-Total	6	0	n/a
Total	7	0	n/a

**National Reported Crimes
New Providence District
Cable Beach Division
4th Quarter
2021 vs 2020**

Crimes Against the Person	2021	2020	% CHANGE
Murder	0	0	0
Attempted Murder	0	0	0
Manslaughter	0	0	0
Rape	0	0	0
Attempted Rape	0	0	0
Unlawful Sexual Intercourse	0	0	0
Armed Robbery	5	0	n/a
Robbery	3	1	200
Attempted Robbery	0	0	0
Sub-Total	8	1	700
Crimes Against the Property	2021	2020	% CHANGE
Burglary	2	4	-50
Housebreaking	5	12	-58
Shopbreaking	1	2	-50
Stealing	15	8	88
Stealing from Vehicle	14	19	-26
Stolen Vehicle	6	8	-25
Sub-Total	43	53	-19
Total	51	54	-6

**National Reported Crimes
New Providence District
Central Division
4th Quarter
2021 vs 2020**

Crimes Against the Person	2021	2020	% CHANGE
Murder	6	0	n/a
Attempted Murder	0	0	0
Manslaughter	0	0	0
Rape	0	0	0
Attempted Rape	0	0	0
Unlawful Sexual Intercourse	2	0	n/a
Armed Robbery	8	2	300
Robbery	0	0	0
Attempted Robbery	0	0	0
Sub-Total	16	2	700
Crimes Against the Property	2021	2020	% CHANGE
Burglary	0	0	0
Housebreaking	5	1	400
Shopbreaking	21	12	75
Stealing	18	12	50
Stealing from Vehicle	22	7	214
Stolen Vehicle	11	2	450
Sub-Total	77	34	126
Total	93	36	158

**National Reported Crimes
New Providence District
Eastern Division
4th Quarter
2021 vs 2020**

Crimes Against the Person	2021	2020	% CHANGE
Murder	1	2	-50
Attempted Murder	0	0	0
Manslaughter	0	0	0
Rape	0	1	n/a
Attempted Rape	0	0	0
Unlawful Sexual Intercourse	1	4	-75
Armed Robbery	9	6	50
Robbery	0	1	n/a
Attempted Robbery	0	1	n/a
Sub-Total	11	15	-27
Crimes Against the Property	2021	2020	% CHANGE
Burglary	1	1	0
Housebreaking	9	22	-59
Shopbreaking	2	5	-60
Stealing	10	22	-55
Stealing from Vehicle	17	12	42
Stolen Vehicle	7	2	250
Sub-Total	46	64	-28
Total	57	79	-28

**National Reported Crimes
New Providence District
Fox Hill Division
4th Quarter
2021 vs 2020**

Crimes Against the Person	2021	2020	% CHANGE
Murder	1	0	n/a
Attempted Murder	0	1	n/a
Manslaughter	0	0	0
Rape	0	0	0
Attempted Rape	0	0	0
Unlawful Sexual Intercourse	0	1	n/a
Armed Robbery	7	3	133
Robbery	0	0	0
Attempted Robbery	0	0	0
Sub-Total	8	5	60
Crimes Against the Property	2021	2020	% CHANGE
Burglary	0	2	n/a
Housebreaking	4	10	-60
Shopbreaking	3	0	n/a
Stealing	15	11	36
Stealing from Vehicle	7	1	600
Stolen Vehicle	5	0	n/a
Sub-Total	34	24	42
Total	42	29	45

**National Reported Crimes
New Providence District
Northeastern Division
4th Quarter
2021 vs 2020**

Crimes Against the Person	2021	2020	% CHANGE
Murder	3	3	0
Attempted Murder	0	0	0
Manslaughter	0	0	0
Rape	1	1	0
Attempted Rape	0	0	0
Unlawful Sexual Intercourse	0	5	n/a
Armed Robbery	15	16	-6
Robbery	2	7	-71
Attempted Robbery	0	1	n/a
Sub-Total	21	33	-36
Crimes Against the Property	2021	2020	% CHANGE
Burglary	1	1	0
Housebreaking	8	12	-33
Shopbreaking	29	25	16
Stealing	20	21	-5
Stealing from Vehicle	26	10	160
Stolen Vehicle	7	3	133
Sub-Total	91	72	26
Total	112	105	7

**National Reported Crimes
New Providence District
Northwestern Division
4th Quarter
2021 vs 2020**

Crimes Against the Person	2021	2020	% CHANGE
Murder	0	0	0
Attempted Murder	0	0	0
Manslaughter	0	0	0
Rape	0	0	0
Attempted Rape	0	0	0
Unlawful Sexual Intercourse	1	4	-75
Armed Robbery	4	3	33
Robbery	1	4	-75
Attempted Robbery	0	0	0
Sub-Total	6	11	-45
Crimes Against the Property	2021	2020	% CHANGE
Burglary	0	5	n/a
Housebreaking	4	7	-43
Shopbreaking	7	19	-63
Stealing	14	11	27
Stealing from Vehicle	16	6	167
Stolen Vehicle	6	5	20
Sub-Total	47	53	-11
Total	53	64	-17

**National Reported Crimes
New Providence District
Paradise Island Division
4th Quarter
2021 vs 2020**

Crimes Against the Person	2021	2020	% CHANGE
Murder	0	0	0
Attempted Murder	0	0	0
Manslaughter	0	0	0
Rape	0	0	0
Attempted Rape	0	0	0
Unlawful Sexual Intercourse	1	2	-50
Armed Robbery	1	0	n/a
Robbery	0	0	0
Attempted Robbery	0	0	0
Sub-Total	2	2	0
Crimes Against the Property	2021	2020	% CHANGE
Burglary	0	0	0
Housebreaking	0	0	0
Shopbreaking	0	0	0
Stealing	4	1	300
Stealing from Vehicle	3	1	200
Stolen Vehicle	0	1	n/a
Sub-Total	7	3	133
Total	9	5	80

**National Reported Crimes
New Providence District
South Central Division
4th Quarter
2021 vs 2020**

Crimes Against the Person	2021	2020	% CHANGE
Murder	3	0	n/a
Attempted Murder	1	1	0
Manslaughter	0	0	0
Rape	1	0	n/a
Attempted Rape	2	0	n/a
Unlawful Sexual Intercourse	2	3	-33
Armed Robbery	8	17	-53
Robbery	6	4	50
Attempted Robbery	0	0	0
Sub-Total	23	25	-8
Crimes Against the Property	2021	2020	% CHANGE
Burglary	4	4	0
Housebreaking	13	15	-13
Shopbreaking	25	11	127
Stealing	11	16	-31
Stealing from Vehicle	18	3	500
Stolen Vehicle	4	7	-43
Sub-Total	75	56	34
Total	98	81	21

**National Reported Crimes
New Providence District
Southeastern Division
4th Quarter
2021 vs 2020**

Crimes Against the Person	2021	2020	% CHANGE
Murder	2	2	0
Attempted Murder	0	2	n/a
Manslaughter	0	0	0
Rape	1	2	-50
Attempted Rape	1	0	n/a
Unlawful Sexual Intercourse	5	2	150
Armed Robbery	5	13	-62
Robbery	3	4	-25
Attempted Robbery	1	1	0
Sub-Total	18	26	-31
Crimes Against the Property	2021	2020	% CHANGE
Burglary	2	0	n/a
Housebreaking	6	16	-63
Shopbreaking	8	1	700
Stealing	21	19	11
Stealing from Vehicle	20	27	-26
Stolen Vehicle	9	4	125
Sub-Total	66	67	-1
Total	84	93	-10

**National Reported Crimes
New Providence District
Southern Division
4th Quarter
2021 vs 2020**

Crimes Against the Person	2021	2020	% CHANGE
Murder	6	8	-25
Attempted Murder	4	2	100
Manslaughter	1	0	n/a
Rape	1	0	n/a
Attempted Rape	0	0	0
Unlawful Sexual Intercourse	2	6	-67
Armed Robbery	9	21	-57
Robbery	2	3	-33
Attempted Robbery	0	1	-100
Sub-Total	25	41	-39
Crimes Against the Property	2021	2020	% CHANGE
Burglary	1	2	-50
Housebreaking	6	11	-45
Shopbreaking	6	10	-40
Stealing	10	12	-17
Stealing from Vehicle	6	14	-57
Stolen Vehicle	1	4	-75
Sub-Total	30	53	-43
Total	55	94	-41

**National Reported Crimes
New Providence District
Southwestern Division
4th Quarter
2021 vs 2020**

Crimes Against the Person	2021	2020	% CHANGE
Murder	4	2	100
Attempted Murder	1	2	-50
Manslaughter	1	0	n/a
Rape	2	1	100
Attempted Rape	0	0	0
Unlawful Sexual Intercourse	5	6	-17
Armed Robbery	20	10	100
Robbery	5	3	67
Attempted Robbery	2	0	n/a
Sub-Total	40	24	67
Crimes Against the Property	2021	2020	% CHANGE
Burglary	0	0	0
Housebreaking	11	17	-35
Shopbreaking	15	11	36
Stealing	27	40	-33
Stealing from Vehicle	25	20	25
Stolen Vehicle	13	16	-19
Sub-Total	91	104	-13
Total	131	128	2

**National Reported Crimes
New Providence District
Western Division
4th Quarter
2021 vs 2020**

Crimes Against the Person	2021	2020	% CHANGE
Murder	0	0	0
Attempted Murder	1	1	0
Manslaughter	0	0	0
Rape	0	0	0
Attempted Rape	0	0	0
Unlawful Sexual Intercourse	0	3	n/a
Armed Robbery	0	0	0
Robbery	0	0	0
Attempted Robbery	1	0	n/a
Sub-Total	2	4	-50
Crimes Against the Property	2021	2020	% CHANGE
Burglary	2	0	n/a
Housebreaking	7	9	-22
Shopbreaking	2	4	-50
Stealing	13	9	44
Stealing from Vehicle	7	7	0
Stolen Vehicle	4	5	-20
Sub-Total	35	34	3
Total	37	38	-3

National Reported Crimes
Grand Bahama & Northern Bahamas District (Abaco & Bimini)
4th Quarter
2021 vs 2020

Crimes Against the Person	2021	2020	% CHANGE
Murder	6	0	n/a
Attempted Murder	7	1	600
Manslaughter	0	1	n/a
Rape	1	3	-67
Attempted Rape	0	0	0
Unlawful Sexual Intercourse	2	4	-50
Armed Robbery	3	3	0
Robbery	1	1	0
Attempted Robbery	0	0	0
Sub-Total	20	13	54
Crimes Against the Property	2021	2020	% CHANGE
Burglary	1	1	0
Housebreaking	21	33	-36
Shopbreaking	24	20	20
Stealing	63	53	19
Stealing from Vehicle	14	11	27
Stolen Vehicle	15	7	114
Sub-Total	138	125	10
Total	158	138	14

**National Reported Crimes
Grand Bahama & Northern Bahamas District (Abaco & Bimini) Breakdown
4th Quarter
2021**

Crimes Against the Person	A	C	EMR	NE	SW	WE	AB GBNB	BI GBNB	Total
Murder	0	0	4	0	2	0	0	0	6
Attempted Murder	0	2	1	0	0	1	2	1	7
Manslaughter	0	0	0	0	0	0	0	0	0
Rape	0	0	0	0	0	0	0	1	1
Attempted Rape	0	0	0	0	0	0	0	0	0
Unlawful Sex	0	2	0	0	0	0	0	0	2
Armed Robbery	0	1	0	0	2	0	0	0	3
Robbery	0	0	0	0	0	0	1	0	1
Attempted Robbery	0	0	0	0	0	0	0	0	0
Sub Total	0	5	5	0	4	1	3	2	20
Crimes Against the Property	A	C	EMR	NE	SW	WE	AB	BI	Total
Burglary	0	0	1	0	0	0	0	0	1
Housebreaking	0	2	5	0	6	2	6	0	21
Shopbreaking	0	9	3	2	6	0	2	2	24
Stealing	0	9	4	5	18	0	25	2	63
Stealing from Vehicle	1	3	0	1	7	0	2	0	14
Stolen Vehicle	0	5	0	0	5	0	5	0	15
Sub Total	1	28	13	8	42	2	40	4	138
TOTAL	1	33	18	8	46	3	43	6	158

**National Reported Crimes
Grand Bahama & Northern Bahamas District (Abaco & Bimini)
Airport Division
4th Quarter
2021 vs 2020**

Crimes Against the Person	2021	2020	% CHANGE
Murder	0	0	0
Attempted Murder	0	0	0
Manslaughter	0	0	0
Rape	0	0	0
Attempted Rape	0	0	0
Unlawful Sexual Intercourse	0	0	0
Armed Robbery	0	0	0
Robbery	0	0	0
Attempted Robbery	0	0	0
Sub-Total	0	0	0
Crimes Against the Property	2021	2020	Total
Burglary	0	0	0
Housebreaking	0	0	0
Shopbreaking	0	1	n/a
Stealing	0	1	n/a
Stealing from Vehicle	1	0	n/a
Stolen Vehicle	0	0	0
Sub-Total	1	2	-50
Total	1	2	-50

**National Reported Crimes
Grand Bahama & Northern Bahamas District (Abaco & Bimini)
Central Division
4th Quarter
2021 vs 2020**

Crimes Against the Person	2021	2020	% CHANGE
Murder	0	0	0
Attempted Murder	2	0	n/a
Manslaughter	0	0	0
Rape	0	0	0
Attempted Rape	0	0	0
Unlawful Sexual Intercourse	2	0	n/a
Armed Robbery	1	0	n/a
Robbery	0	0	0
Attempted Robbery	0	0	0
Sub-Total	5	0	n/a
Crimes Against the Property	2021	2020	Total
Burglary	0	0	0
Housebreaking	2	1	100
Shopbreaking	9	10	-10
Stealing	9	7	29
Stealing from Vehicle	3	4	-25
Stolen Vehicle	5	3	67
Sub-Total	28	25	12
Total	33	25	32

**National Reported Crimes
Grand Bahama & Northern Bahamas District (Abaco & Bimini)
Eight Mile Rock Division
4th Quarter
2021 vs 2020**

Crimes Against the Person	2021	2020	% CHANGE
Murder	4	0	n/a
Attempted Murder	1	0	n/a
Manslaughter	0	0	0
Rape	0	2	n/a
Attempted Rape	0	0	0
Unlawful Sexual Intercourse	0	0	0
Armed Robbery	0	0	0
Robbery	0	0	0
Attempted Robbery	0	0	0
Sub-Total	5	2	150
Crimes Against the Property	2021	2020	% CHANGE
Burglary	1	0	n/a
Housebreaking	5	10	-50
Shopbreaking	3	1	200
Stealing	4	2	100
Stealing from Vehicle	0	0	0
Stolen Vehicle	0	0	0
Sub-Total	13	13	0
Total	18	15	20

**National Reported Crimes
Grand Bahama & Northern Bahamas District (Abaco & Bimini)
Northeastern Division
4th Quarter
2021 vs 2020**

Crimes Against the Person	2021	2020	% CHANGE
Murder	0	0	0
Attempted Murder	0	0	0
Manslaughter	0	0	0
Rape	0	1	n/a
Attempted Rape	0	0	0
Unlawful Sexual Intercourse	0	0	0
Armed Robbery	0	0	0
Robbery	0	0	0
Attempted Robbery	0	0	0
Sub-Total	0	1	n/a
Crimes Against the Property	2021	2020	% CHANGE
Burglary	0	0	0
Housebreaking	0	0	0
Shopbreaking	2	0	n/a
Stealing	5	5	0
Stealing from Vehicle	1	1	0
Stolen Vehicle	0	0	0
Sub-Total	8	6	33
Total	8	7	14

**National Reported Crimes
Grand Bahama & Northern Bahamas District (Abaco & Bimini)
Southwestern Division
4th Quarter
2021 vs 2020**

Crimes Against the Person	2021	2020	% CHANGE
Murder	2	0	n/a
Attempted Murder	0	0	0
Manslaughter	0	0	0
Rape	0	0	0
Attempted Rape	0	0	0
Unlawful Sexual Intercourse	0	2	n/a
Armed Robbery	2	0	n/a
Robbery	0	0	0
Attempted Robbery	0	0	0
Sub-Total	4	2	100
Crimes Against the Property	2021	2020	Total
Burglary	0	1	n/a
Housebreaking	6	4	50
Shopbreaking	6	2	200
Stealing	18	14	29
Stealing from Vehicle	7	1	600
Stolen Vehicle	5	2	150
Sub-Total	42	24	75
Total	46	26	77

**National Reported Crimes
Grand Bahama & Northern Bahamas District (Abaco & Bimini)
West End Division
4th Quarter
2021 vs 2020**

Crimes Against the Person	2021	2020	% CHANGE
Murder	0	0	0
Attempted Murder	1	0	n/a
Manslaughter	0	0	0
Rape	0	0	0
Attempted Rape	0	0	0
Unlawful Sexual Intercourse	0	1	n/a
Armed Robbery	0	0	0
Robbery	0	0	0
Attempted Robbery	0	0	0
Sub-Total	1	1	0
Crimes Against the Property	2021	2020	% CHANGE
Burglary	0	0	0
Housebreaking	2	1	100
Shopbreaking	0	0	0
Stealing	0	2	n/a
Stealing from Vehicle	0	1	n/a
Stolen Vehicle	0	0	0
Sub-Total	2	4	-50
Total	3	5	-40

**National Reported Crimes
Grand Bahama & Northern Bahamas District (Abaco & Bimini)
Abaco Division
4th Quarter
2021 vs 2020**

Crimes Against the Person	2021	2020	% CHANGE
Murder	0	0	0
Attempted Murder	2	1	100
Manslaughter	0	1	n/a
Rape	0	0	0
Attempted Rape	0	0	0
Unlawful Sexual Intercourse	0	1	n/a
Armed Robbery	0	3	n/a
Robbery	1	1	0
Attempted Robbery	0	0	0
Sub-Total	3	7	-57
Crimes Against the Property	2021	2020	% CHANGE
Burglary	0	0	0
Housebreaking	6	16	-63
Shopbreaking	2	5	-60
Stealing	25	18	39
Stealing from Vehicle	2	4	-50
Stolen Vehicle	5	2	150
Sub-Total	40	45	-11
Total	43	52	-17

**National Reported Crimes
Grand Bahama & Northern Bahamas District (Abaco & Bimini)
Bimini Division
4th Quarter
2021 vs 2020**

Crimes Against the Person	2021	2020	% CHANGE
Murder	0	0	0
Attempted Murder	0	0	0
Manslaughter	0	0	0
Rape	1	0	n/a
Attempted Rape	0	0	0
Unlawful Sexual Intercourse	0	0	0
Armed Robbery	0	0	0
Robbery	0	0	0
Attempted Robbery	0	0	0
Sub-Total	2	0	n/a
Crimes Against the Property	2021	2020	% CHANGE
Burglary	0	0	0
Housebreaking	0	1	n/a
Shopbreaking	2	1	100
Stealing	2	4	-50
Stealing from Vehicle	0	0	0
Stolen Vehicle	0	0	0
Sub-Total	4	6	-33
Total	6	6	0

**National Reported Crimes
Family Islands District
(Central & Southern Bahamas)
4th Quarter
2021 vs 2020**

Crimes Against the Person	2021	2020	% CHANGE
Murder	1	2	-50
Attempted Murder	0	0	0
Manslaughter	0	0	0
Rape	0	0	0
Attempted Rape	0	0	0
Unlawful Sexual Intercourse	3	4	-25
Armed Robbery	2	1	100
Robbery	1	0	n/a
Attempted Robbery	0	0	0
Sub-Total	7	7	0
Crimes Against the Property	2021	2020	% CHANGE
Burglary	6	1	500
Housebreaking	13	19	-32
Shopbreaking	11	28	-61
Stealing	28	26	8
Stealing from Vehicle	1	2	-50
Stolen Vehicle	1	0	n/a
Sub-Total	60	76	-21
Total	67	83	-19

**National Reported Crimes
Family Islands District Breakdown
(Central & Southern Bahamas)
4th Quarter
2021**

Crimes Against Person	AC	AN	BE	CI	EL	EX	IN	LI	M	RC	SS	Total
Murder	0	0	0	0	1	0	0	0	0	0	0	1
Attempted Murder	0	0	0	0	0	0	0	0	0	0	0	0
Manslaughter	0	0	0	0	0	0	0	0	0	0	0	0
Rape	0	0	0	0	0	0	0	0	0	0	0	0
Attempted Rape	0	0	0	0	0	0	0	0	0	0	0	0
Unlawful Sex	0	1	0	0	0	2	0	0	0	0	0	3
Armed Robbery	0	0	0	0	0	2	0	0	0	0	0	2
Robbery	0	0	0	0	0	1	0	0	0	0	0	1
Attempted Robbery	0	0	0	0	0	0	0	0	0	0	0	0
Sub Total	0	1	0	0	1	5	0	0	0	0	0	7
Crimes Against Property	AC	AN	BE	CI	EL	EX	IN	LI	M	RC	SS	Total
Burglary	0	1	0	1	2	1	1	0	0	0	0	6
Housebreaking	0	2	0	1	6	2	0	1	1	0	0	13
Shopbreaking	0	3	0	1	6	1	0	0	0	0	0	11
Stealing	0	7	1	2	7	9	0	2	0	0	0	28
Stealing from Vehicle	0	0	0	0	1	0	0	0	0	0	0	1
Stolen Vehicle	0	0	0	0	1	0	0	0	0	0	0	1
Sub Total	0	13	1	5	23	13	1	3	1	0	0	60
TOTAL	0	14	1	5	24	18	1	3	1	0	0	67

**National Reported Crimes
Family Islands District
Acklins Division
4th Quarter
2021 vs 2020**

Crimes Against the Person	2021	2020	% CHANGE
Murder	0	0	0
Attempted Murder	0	0	0
Manslaughter	0	0	0
Rape	0	0	0
Attempted Rape	0	0	0
Unlawful Sexual Intercourse	0	0	0
Armed Robbery	0	0	0
Robbery	0	0	0
Attempted Robbery	0	0	0
Sub-Total	0	0	0
Crimes Against the Property	2021	2020	Total
Burglary	0	0	0
Housebreaking	0	0	0
Shopbreaking	0	0	0
Stealing	0	0	0
Stealing from Vehicle	0	0	0
Stolen Vehicle	0	0	0
Sub-Total	0	0	0
Total	0	0	0

**National Reported Crimes
Family Islands District
Andros Division
4th Quarter
2021 vs 2020**

Crimes Against the Person	2021	2020	% CHANGE
Murder	0	0	0
Attempted Murder	0	0	0
Manslaughter	0	0	0
Rape	0	0	0
Attempted Rape	0	0	0
Unlawful Sexual Intercourse	1	2	1
Armed Robbery	0	0	0
Robbery	0	0	0
Attempted Robbery	0	0	0
Sub-Total	1	2	-50
Crimes Against the Property	2021	2020	Total
Burglary	1	0	n/a
Housebreaking	2	4	-50
Shopbreaking	3	4	-25
Stealing	7	8	-13
Stealing from Vehicle	0	0	0
Stolen Vehicle	0	0	0
Sub-Total	13	16	-19
Total	14	18	-22

**National Reported Crimes
Family Islands District
Berry Islands Division
4th Quarter
2021 vs 2020**

Crimes Against the Person	2021	2020	% CHANGE
Murder	0	0	0
Attempted Murder	0	0	0
Manslaughter	0	0	0
Rape	0	0	0
Attempted Rape	0	0	0
Unlawful Sexual Intercourse	0	0	0
Armed Robbery	0	0	0
Robbery	0	0	0
Attempted Robbery	0	0	0
Sub-Total	0	0	0
Crimes Against the Property	2021	2020	Total
Burglary	0	0	0
Housebreaking	0	1	n/a
Shopbreaking	0	3	n/a
Stealing	1	1	0
Stealing from Vehicle	0	0	0
Stolen Vehicle	0	0	0
Sub-Total	1	5	-80
Total	1	5	-80

**National Reported Crimes
Family Islands District
Cat Island Division
4th Quarter
2021 vs 2020**

Crimes Against the Person	2021	2020	% CHANGE
Murder	0	0	0
Attempted Murder	0	0	0
Manslaughter	0	0	0
Rape	0	0	0
Attempted Rape	0	0	0
Unlawful Sexual Intercourse	0	1	n/a
Armed Robbery	0	0	0
Robbery	0	0	0
Attempted Robbery	0	0	0
Sub-Total	0	1	n/a
Crimes Against the Property	2021	2020	% CHANGE
Burglary	1	0	n/a
Housebreaking	1	1	0
Shopbreaking	1	1	0
Stealing	2	1	100
Stealing from Vehicle	0	0	0
Stolen Vehicle	0	0	0
Sub-Total	5	3	67
Total	5	4	25

**National Reported Crimes
Family Islands District
Eleuthera Division
4th Quarter
2021 vs 2020**

Crimes Against the Person	2021	2020	% CHANGE
Murder	1	2	-50
Attempted Murder	0	0	0
Manslaughter	0	0	0
Rape	0	0	0
Attempted Rape	0	0	0
Unlawful Sexual Intercourse	0	0	0
Armed Robbery	0	1	n/a
Robbery	0	0	0
Attempted Robbery	0	0	0
Sub-Total	1	3	-67
Crimes Against the Property	2021	2020	% CHANGE
Burglary	2	0	n/a
Housebreaking	6	8	-25
Shopbreaking	6	14	-57
Stealing	7	7	0
Stealing from Vehicle	1	1	0
Stolen Vehicle	1	0	n/a
Sub-Total	23	30	-23
Total	24	33	-27

**National Reported Crimes
Family Islands District
Exuma Division
4th Quarter
2021 vs 2020**

Crimes Against the Person	2021	2020	% CHANGE
Murder	0	0	0
Attempted Murder	0	0	0
Manslaughter	0	0	0
Rape	0	0	0
Attempted Rape	0	0	0
Unlawful Sexual Intercourse	2	0	n/a
Armed Robbery	2	0	n/a
Robbery	1	0	n/a
Attempted Robbery	0	0	0
Sub-Total	5	0	n/a
Crimes Against the Property	2021	2020	% CHANGE
Burglary	1	0	n/a
Housebreaking	2	2	0
Shopbreaking	1	4	-75
Stealing	9	6	50
Stealing from Vehicle	0	1	n/a
Stolen Vehicle	0	0	0
Sub-Total	13	13	0
Total	18	13	38

**National Reported Crimes
Family Islands District
Inagua Division
4th Quarter
2021 vs 2020**

Crimes Against the Person	2021	2020	% CHANGE
Murder	0	0	0
Attempted Murder	0	0	0
Manslaughter	0	0	0
Rape	0	0	0
Attempted Rape	0	0	0
Unlawful Sexual Intercourse	0	0	0
Armed Robbery	0	0	0
Robbery	0	0	0
Attempted Robbery	0	0	0
Sub-Total	0	0	0
Crimes Against the Property	2021	2020	Total
Burglary	1	0	n/a
Housebreaking	0	1	n/a
Shopbreaking	0	0	0
Stealing	0	1	n/a
Stealing from Vehicle	0	0	0
Stolen Vehicle	0	0	0
Sub-Total	1	2	-50
Total	1	2	-50

**National Reported Crimes
Family Islands District
Long Island Division
4th Quarter
2021 vs 2020**

Crimes Against the Person	2021	2020	% CHANGE
Murder	0	0	0
Attempted Murder	0	0	0
Manslaughter	0	0	0
Rape	0	0	0
Attempted Rape	0	0	0
Unlawful Sexual Intercourse	0	1	n/a
Armed Robbery	0	0	0
Robbery	0	0	0
Attempted Robbery	0	0	0
Sub-Total	0	1	n/a
Crimes Against the Property	2021	2020	% CHANGE
Burglary	0	0	0
Housebreaking	1	1	0
Shopbreaking	0	1	n/a
Stealing	2	2	0
Stealing from Vehicle	0	0	0
Stolen Vehicle	0	0	0
Sub-Total	3	4	-25
Total	3	5	-40

**National Reported Crimes
Family Islands District
Mayaguana Division
4th Quarter
2021 vs 2020**

Crimes Against the Person	2021	2020	% CHANGE
Murder	0	0	0
Attempted Murder	0	0	0
Manslaughter	0	0	0
Rape	0	0	0
Attempted Rape	0	0	0
Unlawful Sexual Intercourse	0	0	0
Armed Robbery	0	0	0
Robbery	0	0	0
Attempted Robbery	0	0	0
Sub-Total	0	0	0
Crimes Against the Property	2021	2020	Total
Burglary	0	1	n/a
Housebreaking	1	1	0
Shopbreaking	0	1	n/a
Stealing	0	0	0
Stealing from Vehicle	0	0	0
Stolen Vehicle	0	0	0
Sub-Total	1	3	-67
Total	1	3	-67

**National Reported Crimes
Family Islands District
San Salvador Division
4th Quarter
2021 vs 2020**

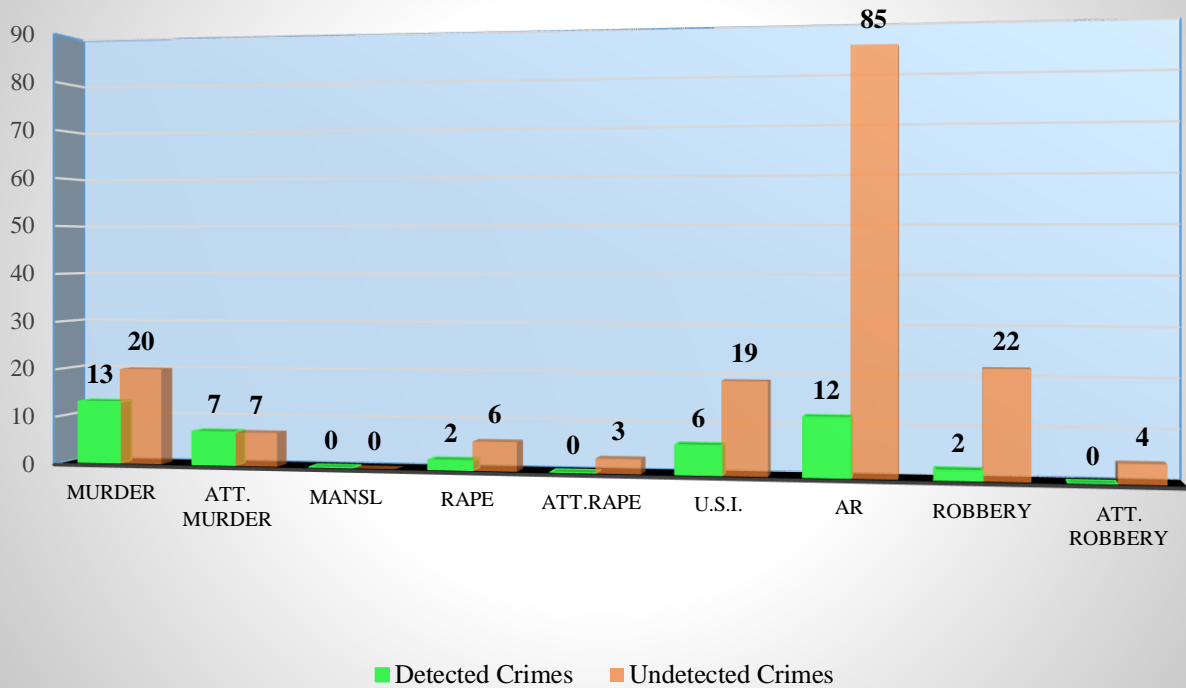
Crimes Against the Person	2021	2020	% CHANGE
Murder	0	0	0
Attempted Murder	0	0	0
Manslaughter	0	0	0
Rape	0	0	0
Attempted Rape	0	0	0
Unlawful Sexual Intercourse	0	0	0
Armed Robbery	0	0	0
Robbery	0	0	0
Attempted Robbery	0	0	0
Sub-Total	0	0	0
Crimes Against the Property	2021	2020	Total
Burglary	0	0	0
Housebreaking	0	0	0
Shopbreaking	0	0	0
Stealing	0	0	0
Stealing from Vehicle	0	0	0
Stolen Vehicle	0	0	0
Sub-Total	0	0	0
Total	0	0	0

Detection Rates - All Bahamas
4th Quarter
2021 vs 2020

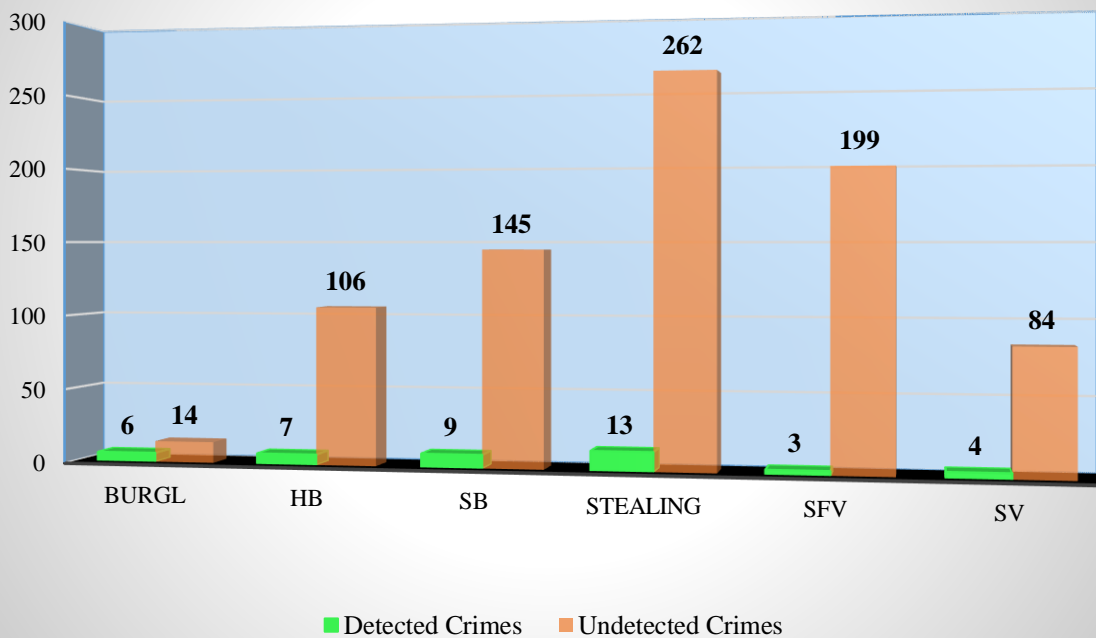
Crimes Against Persons	2021			2020		
	Recorded Crimes	Detected Crimes	Detection Rate (%)	Recorded Crimes	Detected Crimes	Detection Rate (%)
Murder	33	13	39	19	12	63
Attempted Murder	14	7	50	10	8	80
Manslaughter	0	0	0	1	1	100
Rape	8	2	25	8	3	38
Attempted Rape	3	0	N/A	0	0	0
Unlawful Sexual Intercourse	25	6	24	43	5	12
Armed Robbery	97	12	12	95	17	18
Robbery	24	2	8	28	2	7
Attempted Robbery	4	0	N/A	4	1	25
Sub Total	208	42	20	208	49	24
Crimes Against Property	Recorded Crimes	Detected Crimes	Detection Rate (%)	Recorded Crimes	Detected Crimes	Detection Rate (%)
Burglary	20	6	30	16	0	N/A
Housebreaking	113	7	6	180	10	6
Shopbreaking	154	9	6	143	23	16
Stealing	275	13	5	253	23	9
Stealing From Vehicle	202	3	1	167	10	6
Stolen Vehicle	88	4	5	58	5	9
Sub Total	852	42	5	817	71	9
TOTAL	1,060	84	25	1,025	120	12

Detection Rates - All Bahamas
4th Quarter

Crimes Against the Person - Detected Crimes
4th Quarter 2021

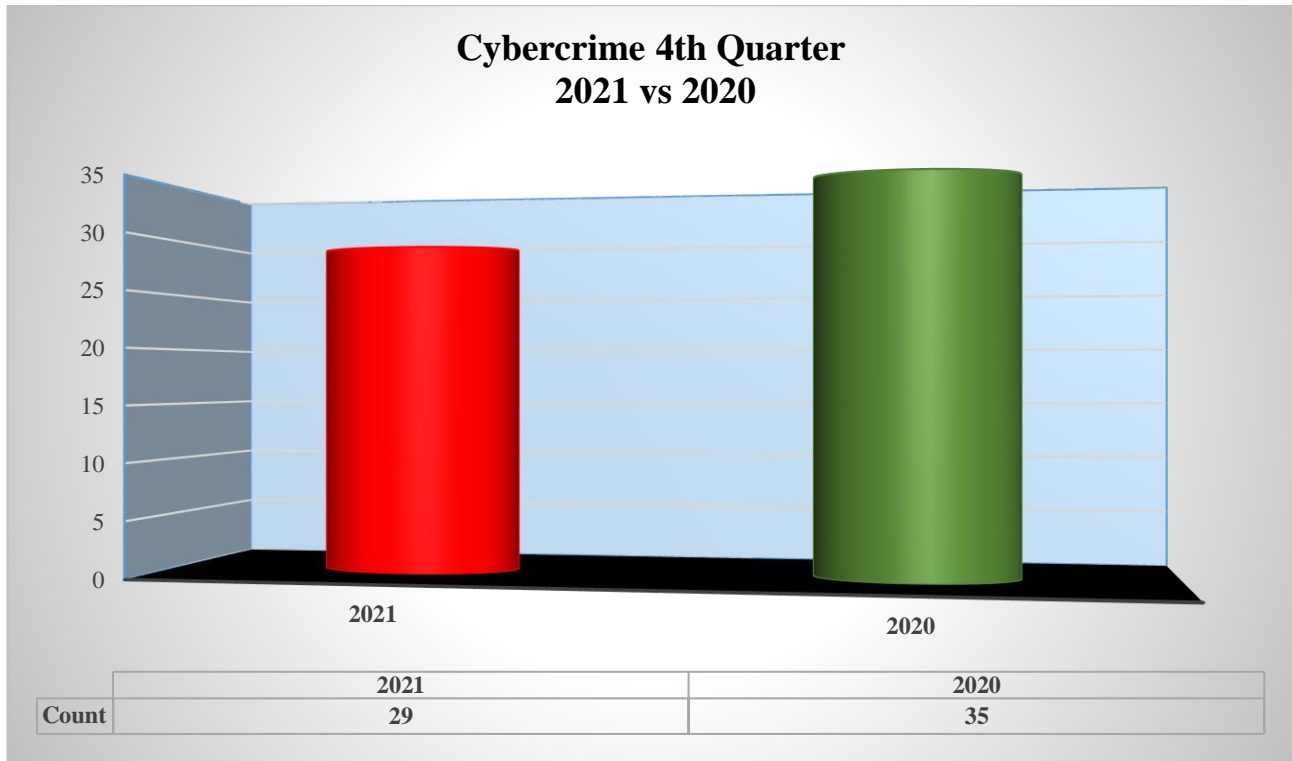


Crimes Against the Person - Detected Crimes
4th Quarter 2021



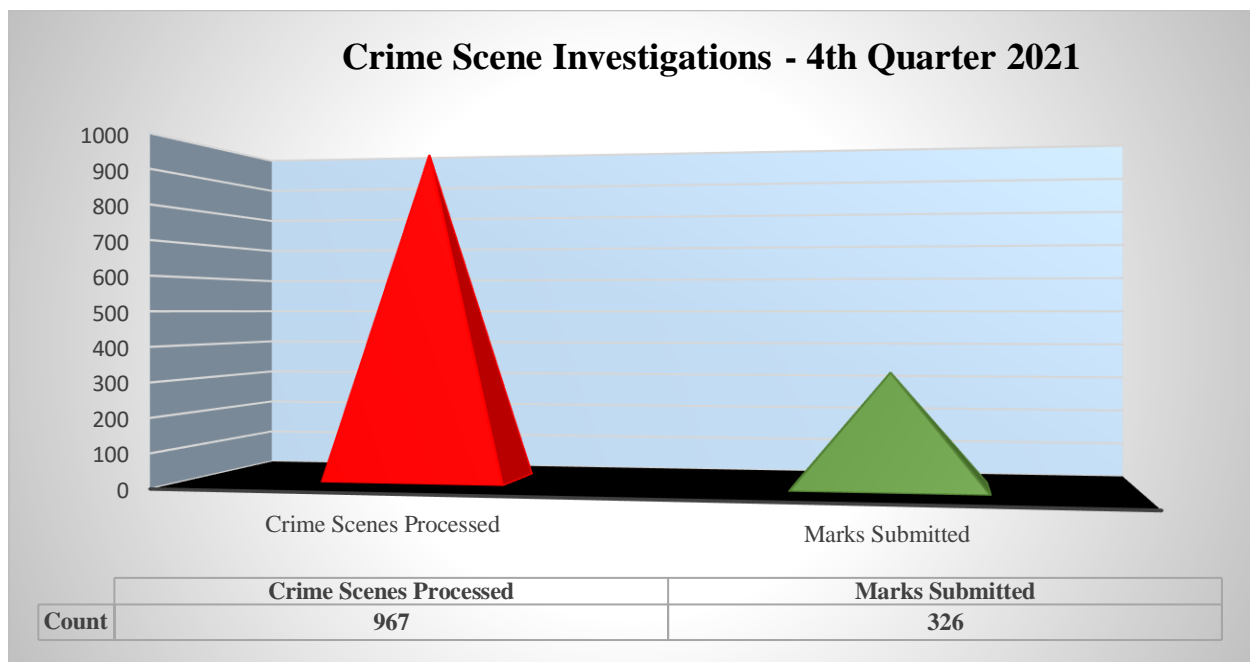
Cybercrime

For the 4th quarter of 2021, cybercrimes decreased by 17% with 29 incidents compared to 35 in 2020. These cases include libel, hacking, extortion, computer misuse, threats and so on.



Crime Scene Investigation

For the period in review, there were 967 crime scenes processed and 326 latent print marks were submitted for evidence.



N.B. These are preliminary figures and are subject to change. Research and Policy Branch, RBPF.

Illegal Firearm Discovery and Seizure Demographics
4th Quarter 2021

Illegal Firearm Discovery/Seizure - Firearm Type				
Pistol	Revolver	Rifle	Shotgun	Total
47	7	4	5	63

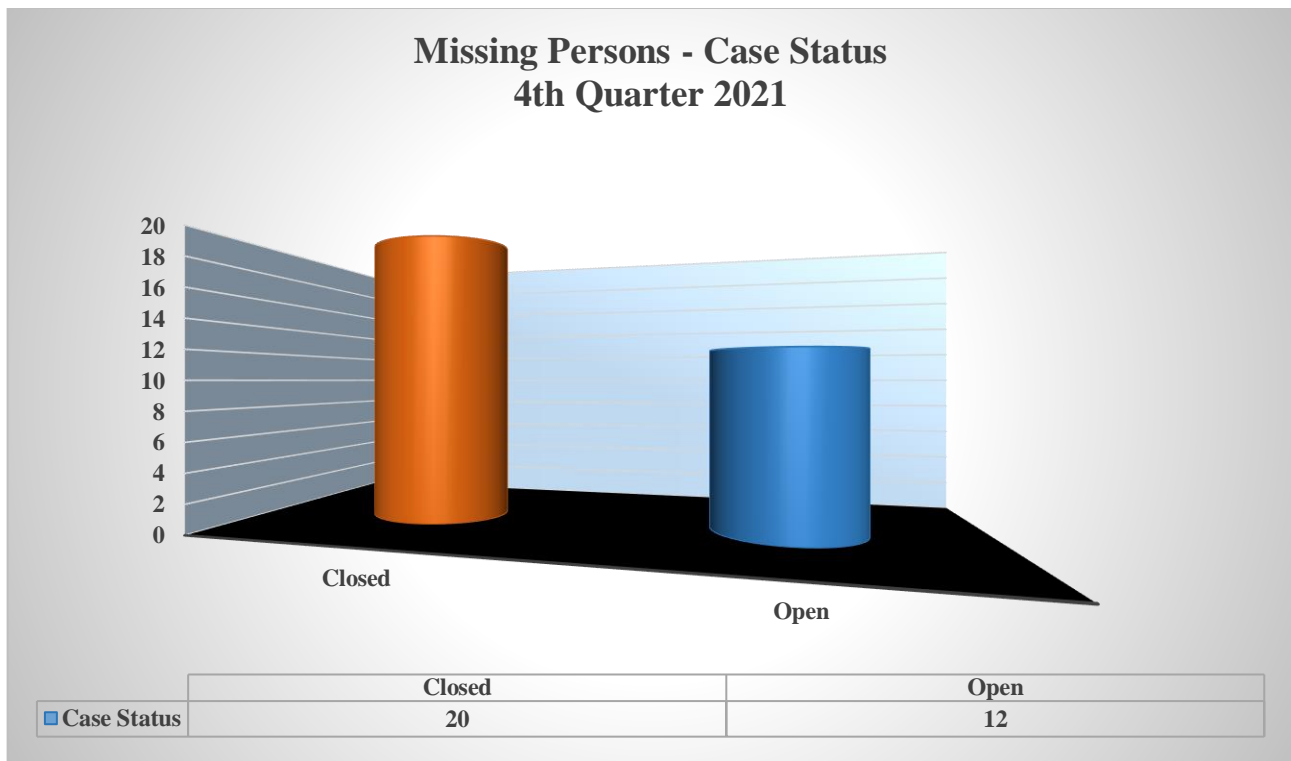
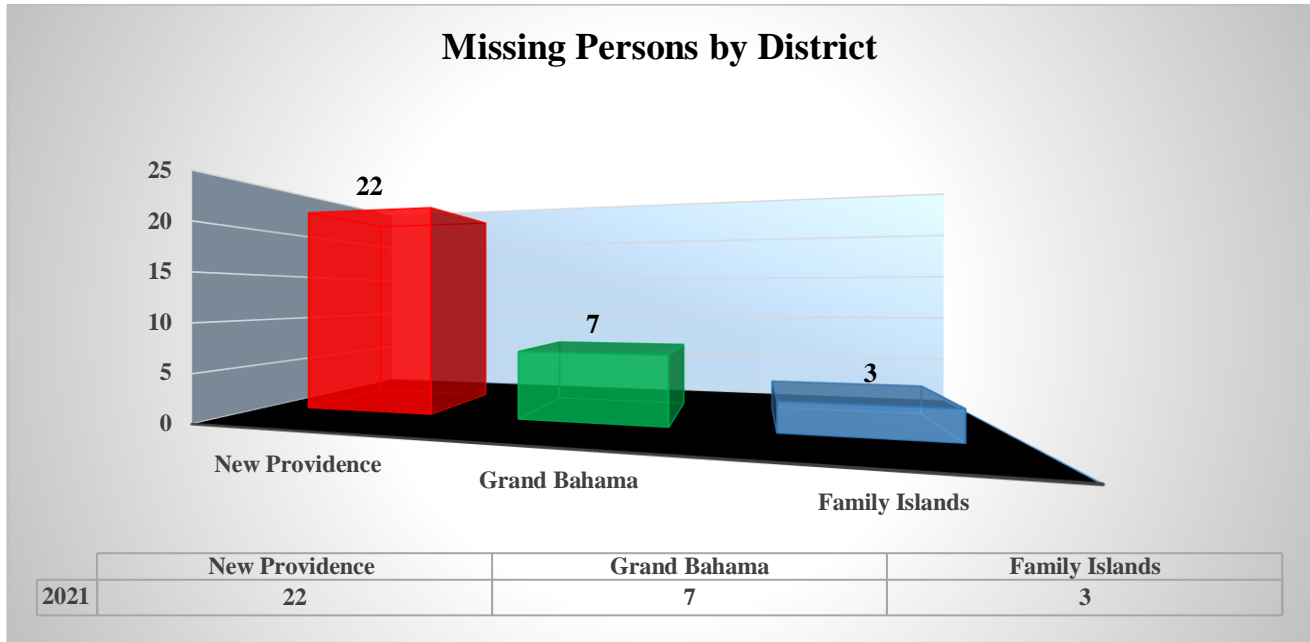
Firearm Discovery/Seizure By Division	
Unit	Firearm
Airport	0
Cable Beach	1
Central	6
Eastern	3
Fox Hill	3
Northeastern	8
Northwestern	2
Paradise Island	0
South Central	4
Southeastern	8
Southern	5
Southwestern	9
Western	2
Central -GB	1
EMR –GB	1
Northeastern –GB	1
Southwestern –GB	2
West End –GB	0
Abaco – GB	3
Bimini	0
Long Island	1
San Salvador	1
Eleuthera	1
Exuma	1
Total	63

Dangerous Drugs Discovery, Seizures and Arrests – 4th Quarter - 2021

4TH QUARTER OCTOBER – DECEMBER, 2021	TYPE OF DRUGS		GRAND TOTAL	
	COCAINE		3,804.58lbs	
	COCAINE TABLETS		75 tablets	
	COCAINE SEXUAL ENHANCEMENT CAPSULES		2 capsules	
	MARIJUANA		1,012.44lbs	
	MARIJUANA PLANTS		33 plants	
	HYDROPONIC MARIJUANA		15.67lbs	
	MARIJUANA OIL		1 vial	
	MARIJUANA GUMMIES		15 gummies	
	MARIJUANA BROWNIES		1 brownie	
	MARIJUANA CIGARETTE		4 cartons	
	HASHISH		26.14lbs	
	ECSTASY TABLETS		88 tablets	
	METHAMPHETAMINE TABLETS		1 tablet	
	OPIOID TABLETS		19 tablets	
	THC CAPSULES		2 capsules	
	TOTAL CASES		305	
	CASES PROSECUTED		237	
	PERSONS ARRESTED		396	
	PERSONS CHARGED		315	
	PERSONS NOT CHARGED		81	
PERSON ARRESTED	AMOUNT ARRESTED	AMOUNT CHARGE	AMOUNT NOT CHARGED	
ADULT	383	307	76	
JUVENILE	13	8	5	
Total	396	315	81	

Missing Persons

The Royal Bahamas Police Force investigated 32 reported incidents of missing persons throughout the Commonwealth of the Bahamas for the 4th quarter of 2021. A total of 20 cases have been solved and the missing individuals were found. Twelve cases remain open under investigation.



**Emergency Powers Order
COVID-19 Breaches by District
4th Quarter 2021**

Emergency Powers Order (Offences)	New Providence	Grand Bahama	Family Islands	Total
Attending social gathering	0	0	0	0
Other Breach	8	23	11	42
Curfew Breach	4	17	13	34
Fail to enforce social distancing	0	0	0	0
Fail to implement sanitizing requirements	0	0	0	0
Failure to carry government ID	0	5	3	8
Failure to social distance	0	0	0	0
Failure to utilize curbside business	0	0	0	0
Failure to wear face mask	0	16	4	20
Hosting social gathering	0	0	0	0
Operating prohibited business	1	0	0	1
Permit person on premises w/o mask	0	0	0	0
Permit person to inside dining	0	0	0	0
Sub Total	13	61	31	105

Other Police Activities

**All Bahamas
4th Quarter
2021 vs 2020**

Other Activities	2021	2020	% Change
Police Field Check Patrols	5155	5744	-10
Assistance Requested	916	817	12
Persons Searched	429	204	110
Electronic Monitoring Breach	44	37	19
Breach of Bail – Witness Tampering	0	1	n/a
Breach of Bail – Fail to sign in	3	1	200
Police Stop and Search	389	114	241
Alarm Activation	130	225	-42
Fire Alarms	19	41	-54
Road Checks	187	456	-59
Warrants Executed	4	11	-64

Other Community Activities	2021	2020	% Change
Police Escorts	610	392	56
Police Visits	4060	4623	-12
School Visits	180	527	-66
Community Policing Initiatives	410	350	17
COVID 19 Assistance	2	55	-96

**Complaints Against Police Officers
4th Quarter 2021**

Complaints Against Police Officers	
Case Type	Total
Civilians	62
Police	20
Corruption	2
Total	84

Case Status - Civilian Matters							
Under Investigation	Complaint Withdrawn	Unfounded	Subjudice	Civil Action Advised/ Warning	Compensation	Pending Trial	Total
40	0	8	5	7	0	2	62

Case Status – Internal Matters							
Under Investigation	Discharge / Acquittal	Withdrawn / No Further Action	Resignation	Conviction	Unfounded/ Unsubstantiated/ Insufficient Evidence	Before Tribunal	Total
14	0	0	1	0	1	4	20

Case Status - Corruption Matter				
Under Investigation	Complaint Withdrawn	Unfounded/ Unsubstantiated/ Insufficient Evidence	Before Tribunal	Total
2	0	0	0	2

**Fire Calls – All Bahamas
4th Quarter 2021 vs 2020**

Fire Calls – All Bahamas			
Type of Call	2021	2020	% Change
Building	52	45	16
Vehicles	71	74	-4
Bush	22	40	-45
Special Service	13	18	-28
False Alarms	77	85	-9
Boat	3	3	0
Bomb Threat	0	0	0
Electrical	27	17	59
Rubbish	78	97	-20
Miscellaneous	10	4	150
Total Calls	338	376	-8
Total Estimated Damages	2,766,200	64,271,515	-96

Fire Calls - Breakdown			
Category	2021	2020	% Change
Death by Fire	0	2	n/a
Fire Injuries	1	0	n/a
Investigated Fires	32	22	45
Arson Matters	25	19	32
Extrication	7	4	75
Family Island Fires	0	0	0
Family Island Deaths	0	0	0
Family Island Injuries	0	0	0
Major Fires	3	0	n/a
Accidental Fires	13	5	160
Insured Estimated Damages	1303800	5210505	-75
Uninsured Estimated Damages	1555010	1681010	8

Miscellaneous Incidents

All Bahamas

4th Quarter

2021 vs 2020

Miscellaneous Incidents – All Bahamas			
Category	2021	2020	% CHANGE
Alarm Activation	130	235	-45
Assault	415	451	-8
Assault Police Officer	30	32	-6
Attempted Breaking	28	25	12
Attempted Stealing	30	26	15
Bomb Threat	0	1	n/a
Causing Damage	374	372	1
Causing Harm	275	247	11
Child Abuse	14	8	75
Child Neglect	8	3	167
Disturbance	322	286	13
Gunshot Reports	340	342	-1
Lost Passport	270	275	-2
Loud Music	45	14	221
Stealing from Vehicle (Minor)	245	319	-23
Stealing (Minor)	406	247	64
Sudden Death (Natural Causes)	379	339	12
Threats of Death	238	266	-11
Threats of Harm	221	177	25
Wounding	17	29	-41
TOTAL	3,787	3,694	3

Miscellaneous Incidents – Divisional Breakdown
All Bahamas
4th Quarter 2021

Category	A	CB	C	E	FH	NE	NW	PI	SC	SE	S	SW	W	GB	FI	Total
Alarm Activation	0	3	1	3	2	2	0	10	0	1	3	0	1	92	12	130
Assault	0	5	31	22	23	36	24	11	25	41	29	50	6	57	55	415
Assault Police Officer	0	0	2	1	0	2	4	1	1	2	1	2	0	11	3	30
Attempted Breaking	0	0	3	2	2	5	1	0	2	0	1	5	1	3	3	28
Attempted Stealing	0	2	0	2	1	4	1	1	5	2	1	6	0	4	1	30
Bomb Threat	0	0	0	0	0	0	0	0	0	0	0	0	0	0	0	0
Causing Damage	4	16	27	9	15	26	24	4	36	46	19	46	11	58	33	374
Causing Harm	0	3	9	10	7	24	7	0	27	25	20	24	4	68	47	275
Child Abuse	0	3	0	0	0	1	0	0	2	2	1	1	0	3	1	14
Child Neglect	0	1	1	0	0	2	0	0	1	0	0	2	0	1	0	8
Disturbance	2	6	5	8	5	6	6	8	6	11	9	16	9	161	64	322
Gunshots Report	0	1	16	15	30	62	22	0	60	24	44	32	4	28	2	340
Lost Passport	2	12	11	19	10	10	12	0	13	20	12	47	14	69	19	270
Loud Music	0	2	0	2	1	1	1	1	1	0	1	5	11	13	6	45
Stealing from Vehicle (Minor)	2	17	18	11	6	33	13	1	19	33	8	56	14	12	2	245
Stealing (Minor)	2	19	19	26	18	39	17	9	26	70	25	61	7	34	34	406
Sudden Death (Natural Causes)	0	9	11	32	13	37	9	2	27	40	23	60	11	63	42	379
Threats of Death	0	6	13	13	7	18	11	3	22	40	10	24	3	31	37	238
Threats of Harm	1	7	16	16	12	7	11	4	22	11	9	24	3	31	47	221
Wounding	0	0	3	1	0	1	0	0	2	3	3	1	0	2	1	17
Total	13	112	186	192	152	316	163	55	297	371	219	462	99	741	409	3787

Domestic Related Cases
All Bahamas
4th Quarter
2021 vs 2020

Domestic Related Cases	2021	2020	% CHANGE
Murder	1	1	0
Attempted Murder	2	8	-75
Assault	168	619	-73
Assault with a deadly weapon	17	105	-84
Assistance Requested	125	620	-80
Causing Damage	55	233	-76
Causing Harm	92	396	-77
Disturbance	48	177	-73
Domestic Reports (General)	126	428	-71
Fighting	1	16	-94
Grievous Harm	1	10	-90
Harassment	22	49	-55
Shooting	1	0	n/a
Stabbing	8	49	-84
Threat of Arson	1	9	-89
Threat of Harm	22	166	-87
Threat of Death	57	265	-78
Trespassing	4	6	-33
Wounding	3	26	-88
TOTAL	754	3183	-76

**Domestic Related Cases
Divisional Breakdown
4th Quarter
2021 vs 2020**

Domestic Related Cases	A	CB	C	E	FH	NE	NW	PI	SC	SE	S	SW	W	GB	FI	Total
Murder	0	0	1	1	0	1	1	0	2	2	1	1	0	1	0	11
Attempted Murder	0	0	0	0	0	0	0	0	1	1	0	0	0	0	0	2
Assault	0	0	6	14	15	18	8	4	9	18	9	26	3	22	16	168
Assault with a deadly weapon	0	0	0	0	0	0	1	0	0	3	5	3	0	4	1	17
Assistance Requested	0	1	1	12	2	4	1	0	4	9	12	4	2	44	29	125
Causing Damage	0	1	1	2	0	1	1	0	7	9	5	6	0	12	10	55
Causing Harm	0	1	2	4	5	7	3	0	13	13	2	7	0	24	11	92
Disturbance	0	0	0	4	1	1	1	3	1	2	1	3	0	21	10	48
Domestic Reports	0	6	1	11	0	0	4	2	4	5	3	25	1	31	33	126
Fighting	0	0	0	0	0	0	0	0	0	0	0	1	0	0	0	1
Grievous Harm	0	0	0	0	0	0	0	0	0	0	0	0	0	0	1	1
Harassment	0	0	1	1	1	0	3	1	0	0	2	7	2	2	2	22
Shooting	0	0	0	0	0	0	0	0	0	0	0	1	0	0	0	1
Stabbing	0	0	0	1	1	1	2	0	0	1	0	0	0	1	0	7
Threat of Arson	0	0	0	0	0	0	0	0	0	1	0	0	0	0	0	1
Threat of Harm	0	1	1	4	1	1	1	0	2	2	1	4	0	4	0	22
Threat of Death	0	1	2	3	2	3	3	0	6	8	3	12	0	2	12	57
Trespassing	0	0	0	1	0	0	1	0	0	1	0	0	0	0	1	4
Wounding	0	0	0	0	0	0	0	0	0	2	0	1	0	0	0	3
Total	0	11	16	58	28	37	30	10	49	77	44	101	8	168	126	763

Gender Based Violence
4th Quarter 2021

	YEAR	2021					2020				
	GENDER	TOTAL MALES	FEMALES			TOTAL	TOTAL MALES	FEMALES			TOTAL
			1-17	18 +	% FEMALES			1-17	18 +	% FEMALES	
Murder	All Bahamas	42	0	3	7%	45	9	0	3	25%	12
	New Providence	22	0	2	8%	24	5	0	3	38%	8
	Grand Bahama	18	0	1	5%	19	2	0	0	0%	2
	Family Island	2	0	0	0%	2	2	0	0	0%	2
Att Murder	All Bahamas	5	0	1	17%	6	5	0	1	17%	6
	New Providence	3	0	1	25%	4	3	0	1	25%	4
	Grand Bahama	2	0	0	0%	2	2	0	0	0%	2
	Family Island	0	0	0	0%	0	0	0	0	0%	0
Shooting	All Bahamas	25	1	3	14%	29	17	0	1	6%	18
	New Providence	24	1	3	14%	28	17	0	1	6%	18
	Grand Bahama	1	0	0	0%	1	0	0	0	0%	0
	Family Island	0	0	0	0%	0	0	0	0	0%	0
Stabbing	All Bahamas	18	0	0	0%	18	30	0	5	14%	35
	New Providence	18	0	0	0%	18	25	0	5	17%	30
	Grand Bahama	0	0	0	0%	0	2	0	0	0%	2
	Family Island	0	0	0	0%	0	3	0	0	0%	3
Rape	All Bahamas	0	0	9	100%	9	0	0	8	100%	8
	New Providence	0	0	7	100%	7	0	0	5	100%	5
	Grand Bahama	0	0	2	100%	2	0	0	3	100%	3
	Family Island	0	0	0	0%	0	0	0	0	0%	0
Causing Harm	All Bahamas	155	5	121	45%	281	137	1	105	44%	243
	New Providence	85	2	82	50%	169	68	0	53	44%	121
	Grand Bahama	35	3	25	44%	63	36	1	34	49%	71
	Family Island	35	0	14	29%	49	33	0	18	35%	51
Threats of Death	All Bahamas	139	5	91	41%	235	138	0	120	47%	258
	New Providence	95	5	67	43%	167	102	0	92	47%	194
	Grand Bahama	24	0	10	29%	34	20	0	14	41%	34
	Family Island	20	0	14	41%	34	16	0	14	47%	30
Threats of Harm	All Bahamas	145	0	75	34%	220	106	0	62	37%	168
	New Providence	89	0	52	37%	141	66	0	45	41%	111
	Grand Bahama	24	0	11	31%	35	15	0	5	25%	20
	Family Island	32	0	12	27%	44	25	0	12	32%	37
Possession of Firearm with	All Bahamas	1	0	2	67%	3	1	0	0	0%	1
	New Providence	0	0	2	100%	2	1	0	0	0%	1
	Grand Bahama	1	0	0	0%	1	0	0	0	0%	0
	Family Island	0	0	0	0%	0	0	0	0	0%	0
Assault with Deadly Weapon	All Bahamas	61	0	20	25%	81	49	0	30	38%	79
	New Providence	50	0	19	28%	69	37	0	27	42%	64
	Grand Bahama	6	0	0	0%	6	8	0	1	11%	9
	Family Island	5	0	1	17%	6	4	0	2	33%	6

Police-Involved Shootings
4th Quarter
2021 vs 2020

Encounters with Armed Suspects			
Incidents	2021	2020	% CHANGE
Police Involved Shootings	10	7	43

Encounters with Armed Suspects by Division																
Year	A	CB	C	E	FH	NE	NW	PI	SC	SE	S	SW	W	GB	FI	Total
2021	0	0	0	0	0	1	1	0	1	1	1	2	0	3	0	10
2020	0	0	1	0	0	0	0	0	2	3	0	0	0	0	1	7

Status of Victim			
Status	2021	2020	% CHANGE
Deceased	3	2	50
Injured	7	5	40

Suicide Incidents
4th Quarter
2021 vs 2020

Category	2021	2020	% CHANGE
Suicide	2	5	-60
Attempted Suicide	11	14	-21

Category	New Providence	Grand Bahama	Family Island	Total
Suicide	1	1	0	2
Attempted Suicide	8	3	0	11

Suicide by Gender						
Age Range	Males		Females		Total	
	2021	2020	2021	2020	2021	2020
0-17	0	1	0	0	0	1
18-30	0	1	0	0	0	1
31-45	0	1	0	0	0	1
46-60	1	1	0	0	1	1
61 & Older	1	0	0	0	1	0
Unknown	0	0	1	0	1	0
Total	2	4	1	0	3	4

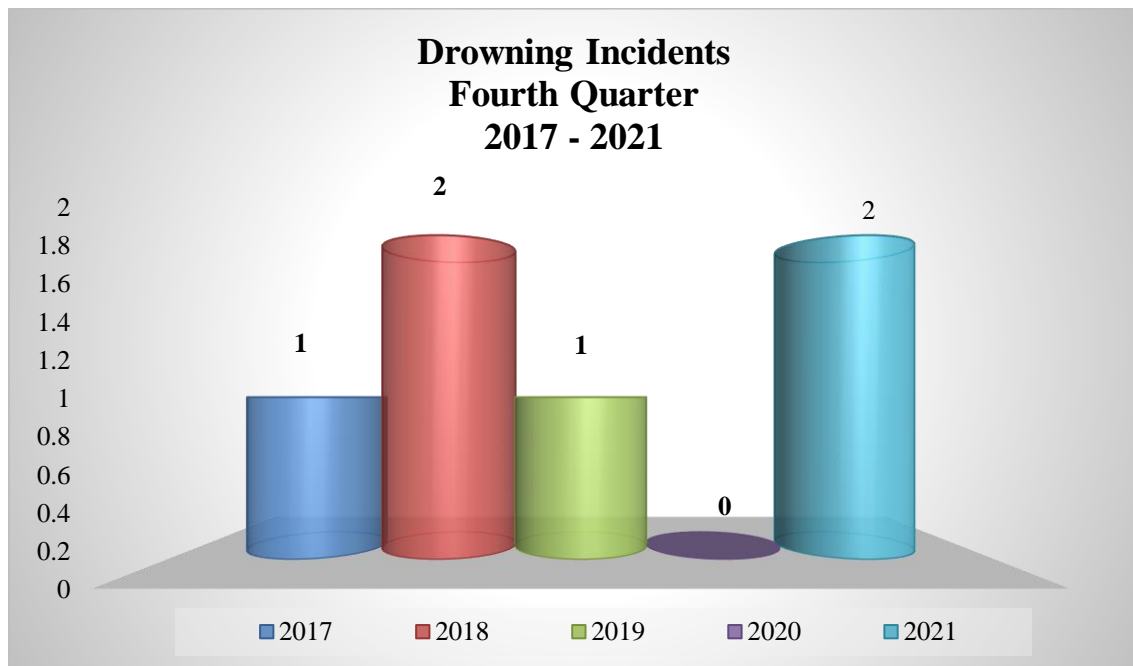
Attempted Suicide by Gender						
Age Range	Males		Females		Total	
	2021	2020	2021	2020	2021	2020
0-17	0	1	0	2	0	3
18-30	3	2	3	3	6	5
31-45	3	3	0	1	3	4
46-60	2	1	0	0	2	1
61 & Older	0	0	0	1	0	1
Unknown	0	0	0	0	0	0
Total	8	7	3	7	11	14

Drowning Incidents
4th Quarter
2021 vs 2020

Category	2021	2020	% Change
Drowning	2	0	n/a

Category	2021	2020	2019	2018	2017
Drowning	2	0	1	2	1

Drownings by Gender						
Age Range	Males		Females		Total	
	2021	2020	2021	2020	2021	2020
0-17	0	0	0	0	0	0
18-30	0	0	0	0	0	0
31-45	0	0	0	0	0	0
46-60	0	0	0	0	0	0
61 & Older	1	0	0	0	1	0
Unknown*	1	0	0	0	1	0
Total	2	0	0	0	2	0

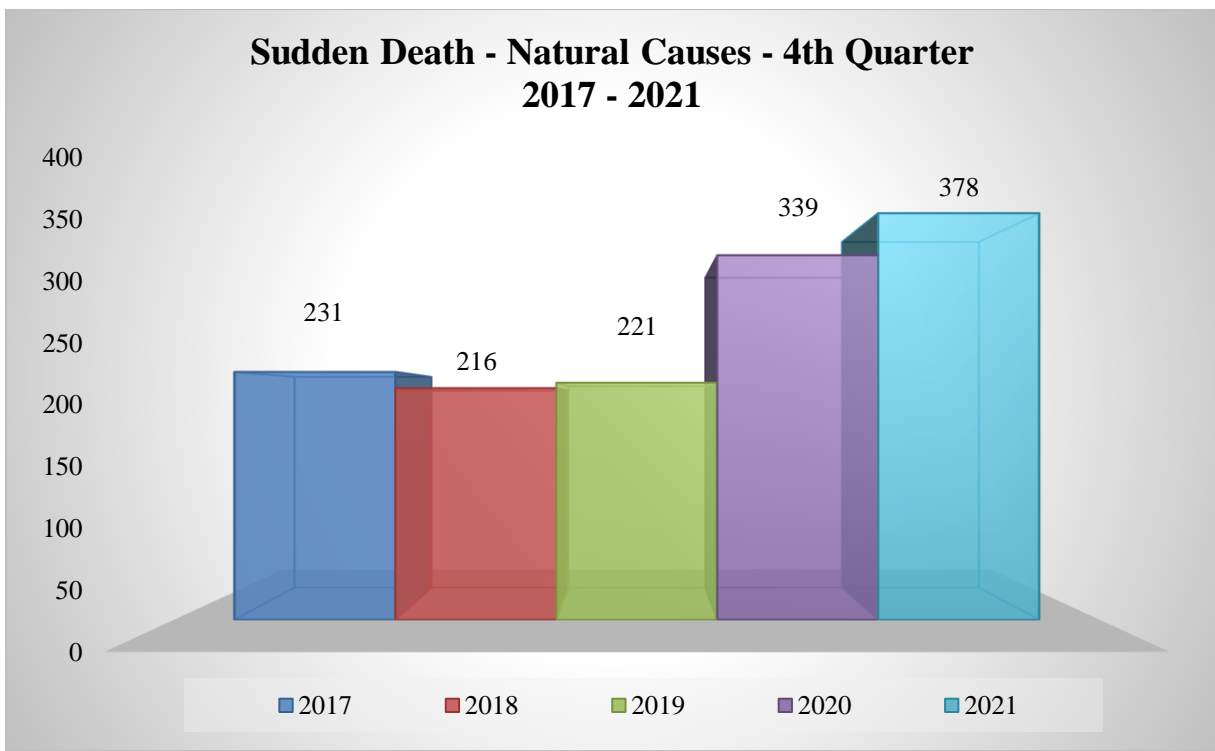


N.B. These are preliminary figures and are subject to change. Research and Policy Branch, RBPF.

Sudden Death – Natural Causes
4th Quarter
2017 – 2021

Incident	2021	2020	% Change
Sudden Death (Natural Causes)	378	339	12

Incident	2021	2020	2019	2018	2017
Sudden Death (Natural Causes)	378	339	221	216	231

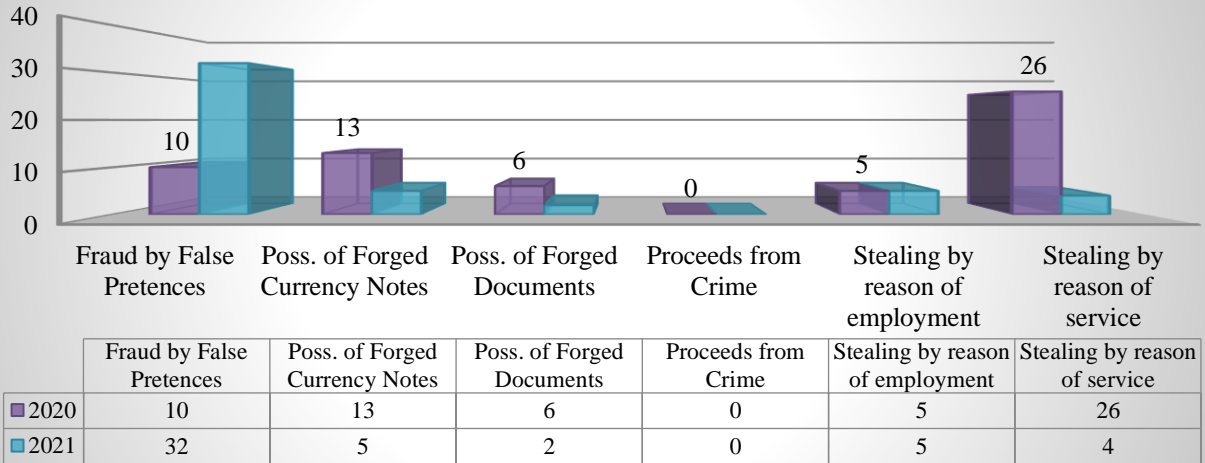


Financial Crimes
4th Quarter
2021 vs 2020

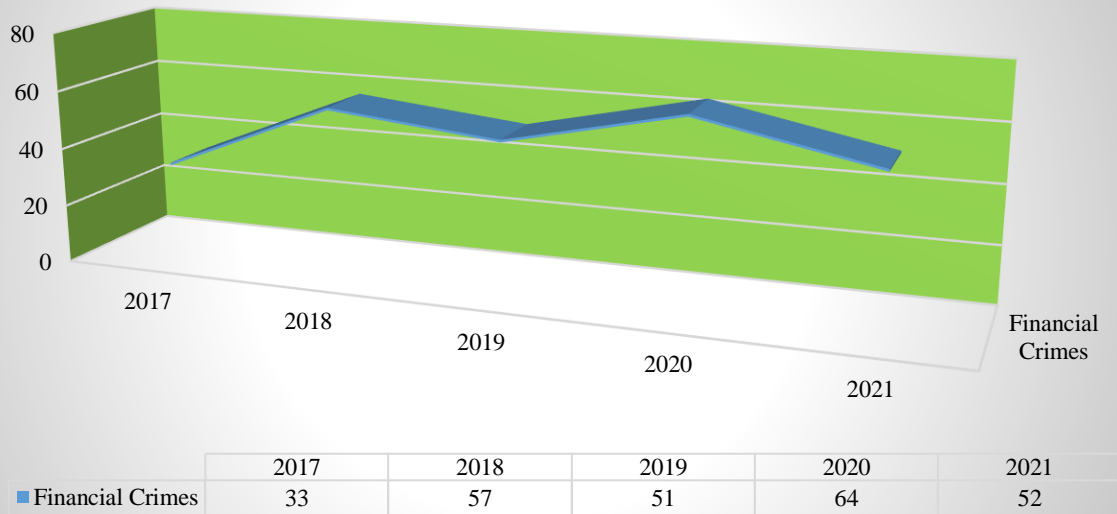
Incident	2021	2020	% Change
Bribery	0	0	0
Extortion	0	4	N/A
Falsification of Accounts	0	2	N/A
Forgery	2	2	0
Fraud by False Pretences	91	47	94
Possession of Forged Currency Notes	22	17	29
Possession of Forged Documents	7	12	-42
Proceeds from Crime	0	1	N/A
Stealing by reason of employment	24	16	50
Stealing by reason of service	23	69	-67
Uttering Forged Currency Notes	8	1	700
Uttering Forged Documents	0	0	0
Sub-Total	177	171	4

Incident	2021	2020	2019	2018	2017
Bribery	0	0	0	0	1
Extortion	0	4	3	1	3
Falsification of Accounts	0	2	0	0	0
Forgery	2	2	2	7	8
Fraud by False Pretences	91	47	65	83	19
Possession of Forged Currency Notes	22	17	15	23	12
Possession of Forged Documents	7	12	8	9	5
Proceeds from Crime	0	1	1	11	2
Stealing by reason of employment	24	16	17	36	25
Stealing by reason of service	23	69	51	55	40
Uttering Forged Currency Notes	8	1	1	2	0
Uttering Forged Documents	0	0	1	3	0
Sub-Total	177	171	164	230	115

Financial Crimes 4th Quarter 2021 2021 Vs. 2020



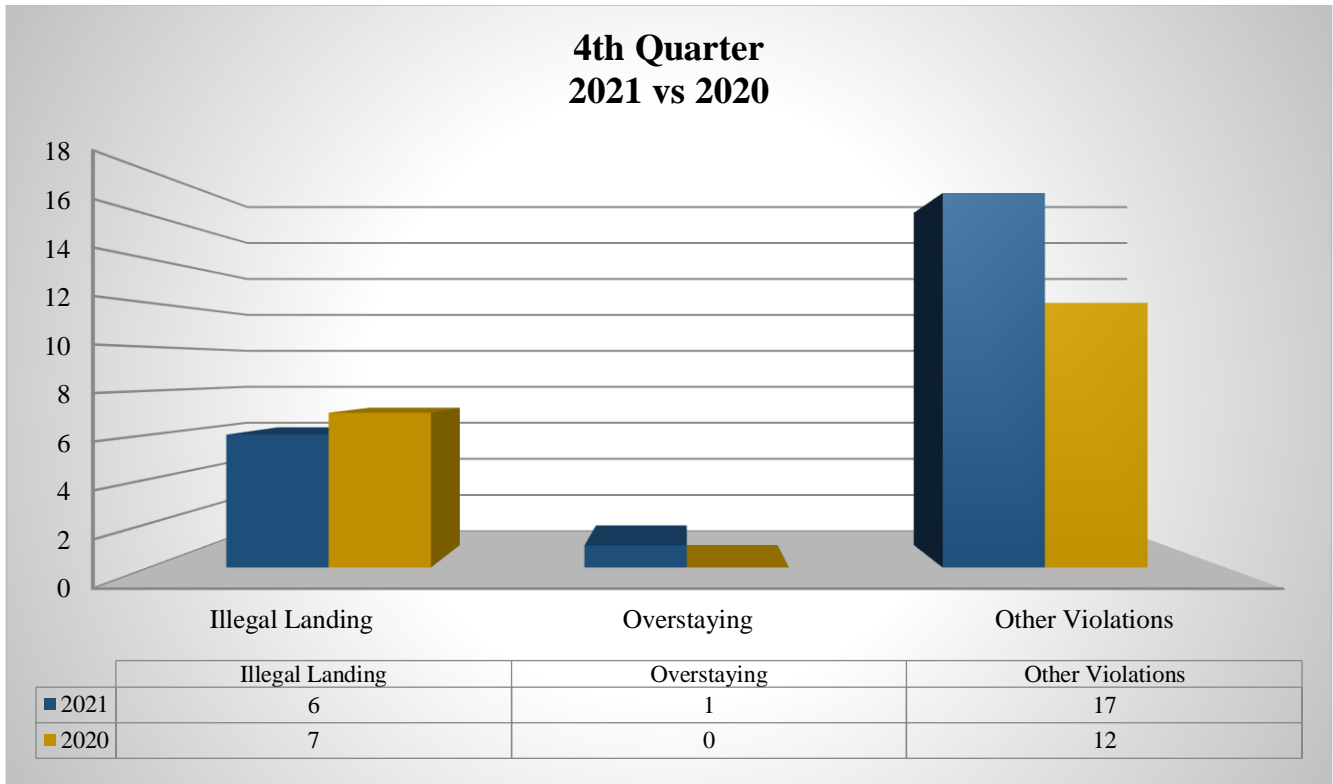
Financial Crimes 4th Quarter 2021



Immigration Violations
4th Quarter
2021 vs 2020

Category	2021	2020	% Change
Illegal Landing	6	7	-14
Overstaying	1	0	N/A
Other Violation	17	12	42

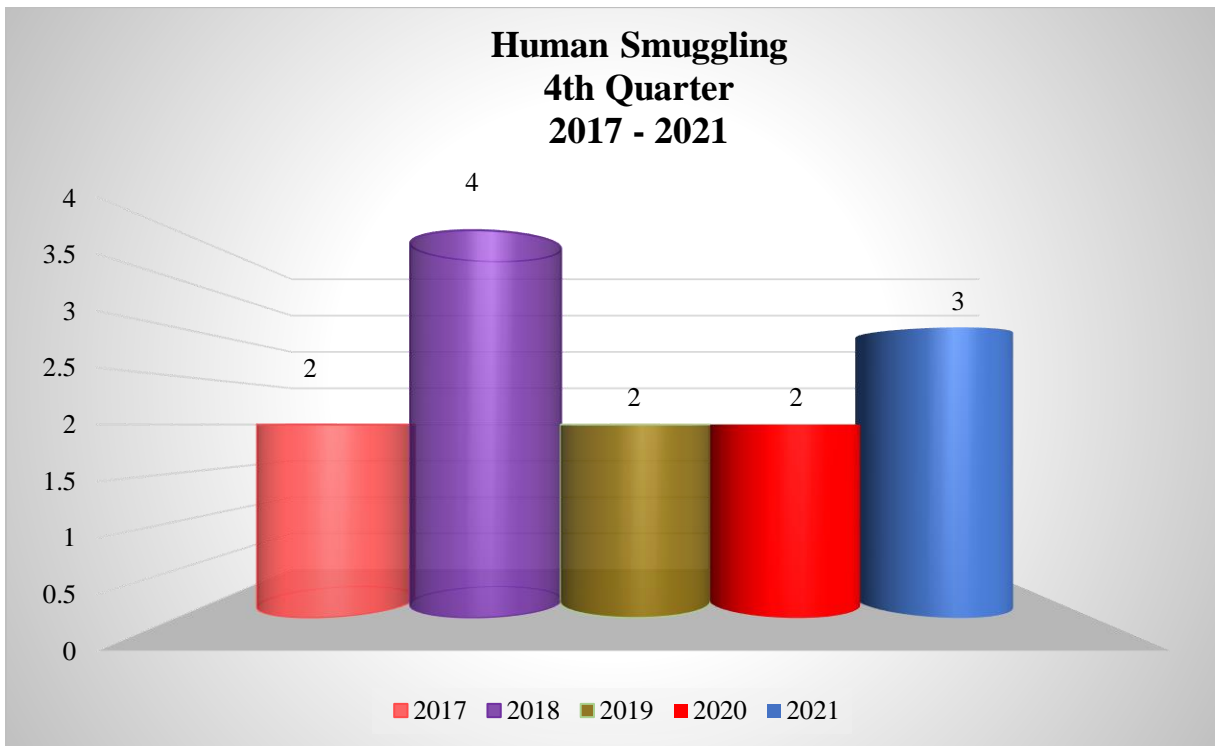
Incident	2021	2020	2019	2018	2017
Illegal Landing	6	7	3	1	0
Overstaying	1	0	6	2	0
Other Violation	17	12	7	6	5



**Human Smuggling
4th Quarter
2021 vs 2020**

Category	2021	2020	% Change
Trafficking in Persons	3	2	50

Incident	2021	2020	2019	2018	2017
Trafficking in Persons	3	2	2	4	2



**Traffic Incidents– All Bahamas
4th Quarter 2021 vs 2020**

Fixed Penalty Notices – All Bahamas			
Category	2021	2020	% CHANGE
Fixed Penalty Notices	5525	8103	-32

Road Accident Reports			
Category	2021	2020	% CHANGE
Fatal Accidents	11	13	-15
Damage only	1586	1458	9
Hit & Run	264	328	-20
Minor Injuries	484	434	12
Serious Injuries	45	34	32

Victims of Fatal Accidents			
Category	2021	2020	% CHANGE
Fatal Crash Victims	11	12	-8

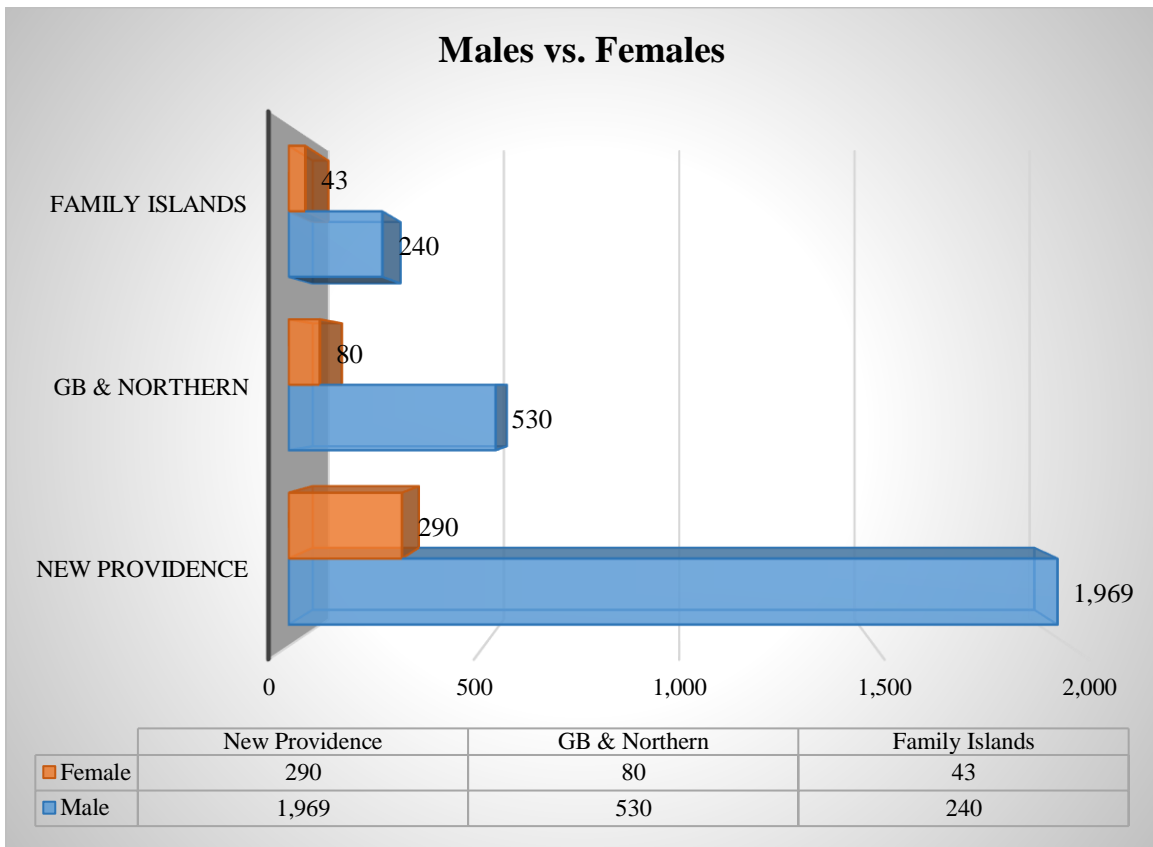
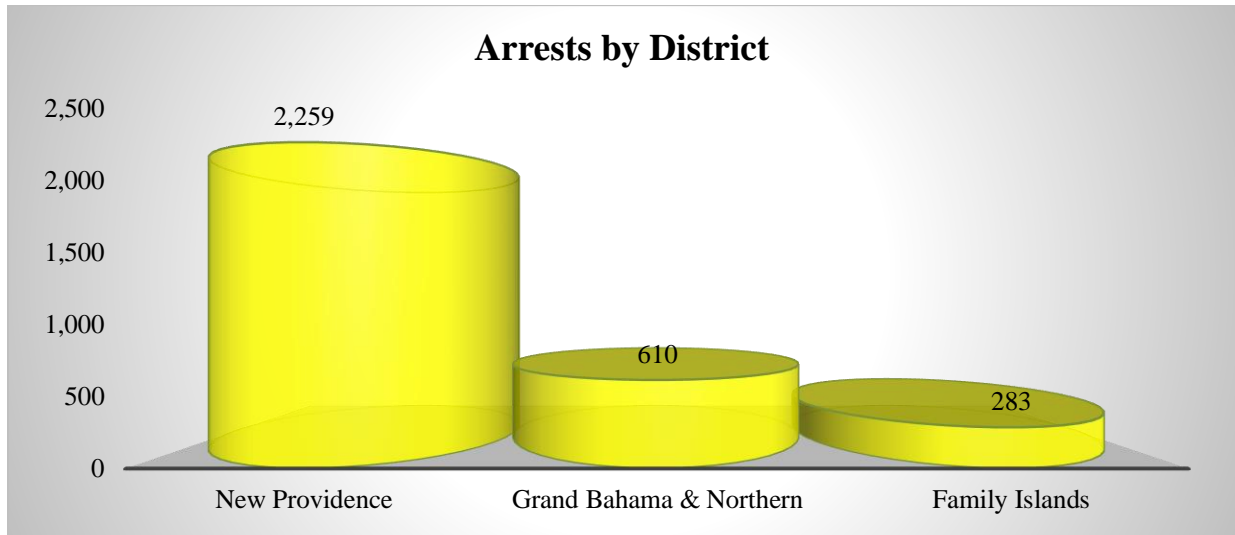
Road Accident Reports by District				
Accident Type	New Providence	Grand Bahama	Family Islands	Total
Fatality	5	6	1	12
Damage only	1298	231	67	1596
Hit & Run	227	34	8	269
Minor Injuries	390	59	35	484
Serious Injuries	7	21	17	45

**Training
4th Quarter 2021
Internal, External & International**

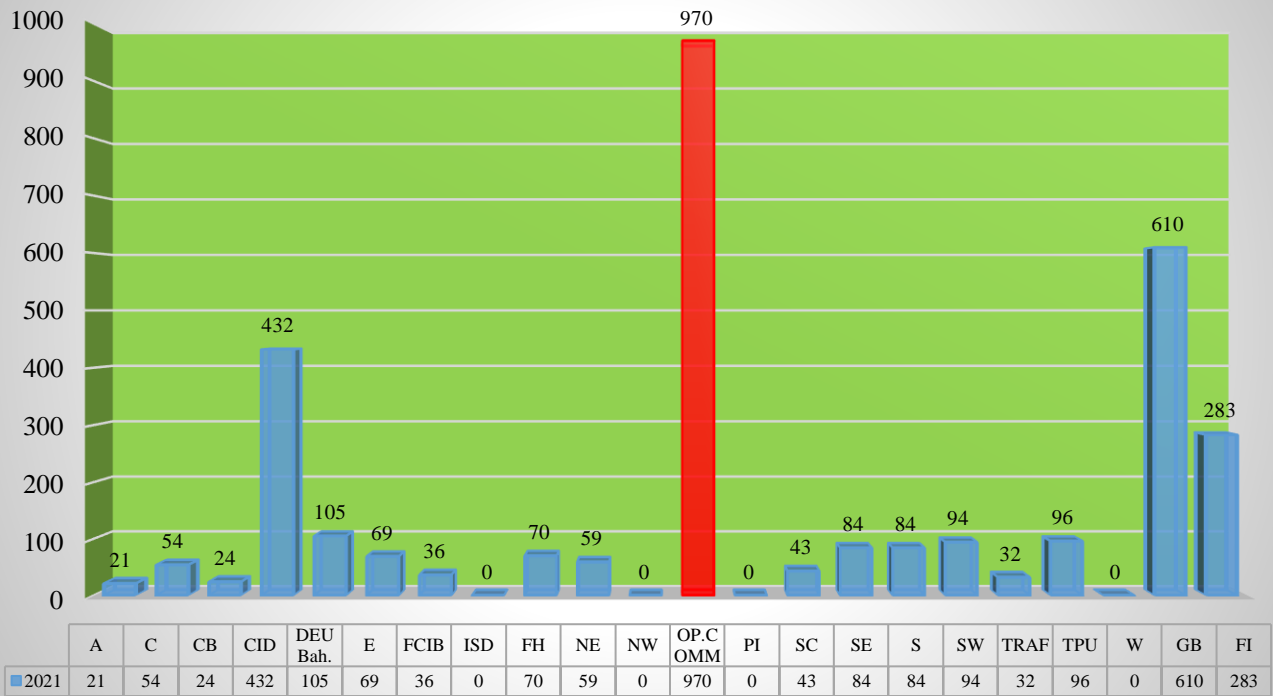
Training Session	# of Participants
Firearm Recertification Course	
Corporals Management Course	
Driving Course	
Inspectors Management Course	
Maritime Training Agency Certification	
Motorcyclists Course	
Police Training College Entrance Exams 2021	
Security Officers Course (Ministry of Health)	
Sergeants Management Course	
Tactical Course	
Total	

Persons Arrested

For period in review, the police arrested 3,152 persons for various major and minor offences throughout the Commonwealth of The Bahamas. **New Providence** accounted for 2,259 or 72% of all persons arrested, **Grand Bahama & the Northern Bahamas** accounted for 610 or 19%, and the **Family Islands District** accounted for 283 or 9%. Males accounted for 2,739 or 87% of arrests, and females accounted for the remaining 413 or 13% of arrests.



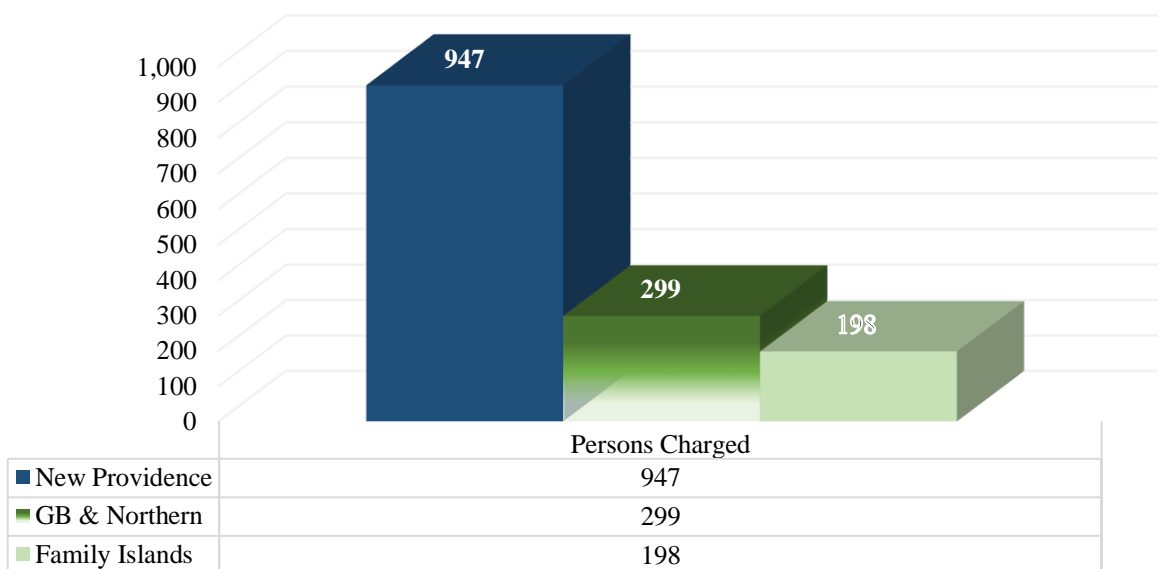
Arrests - Policing Division



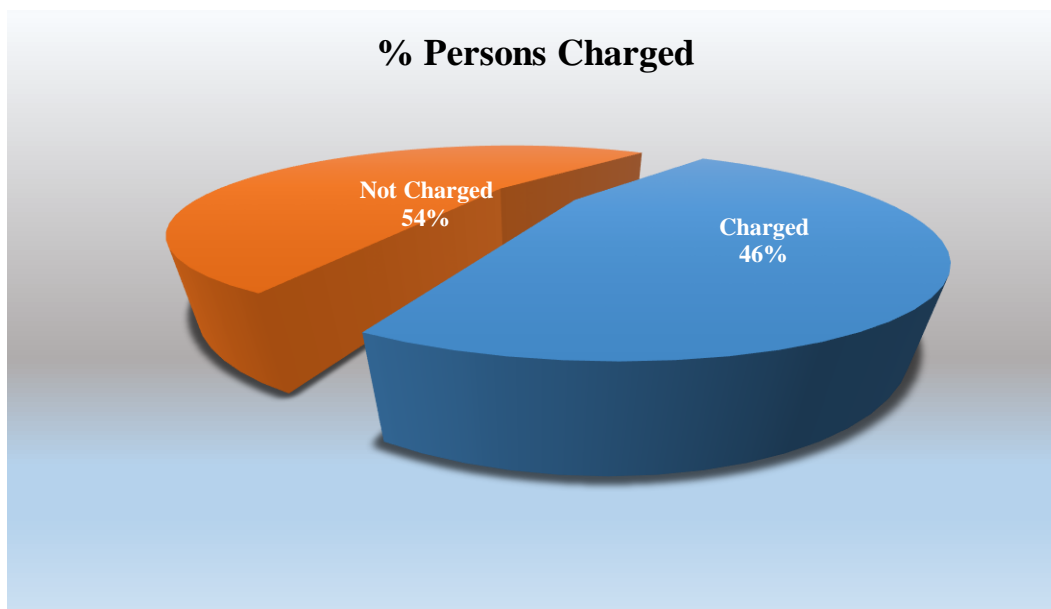
Persons Charged

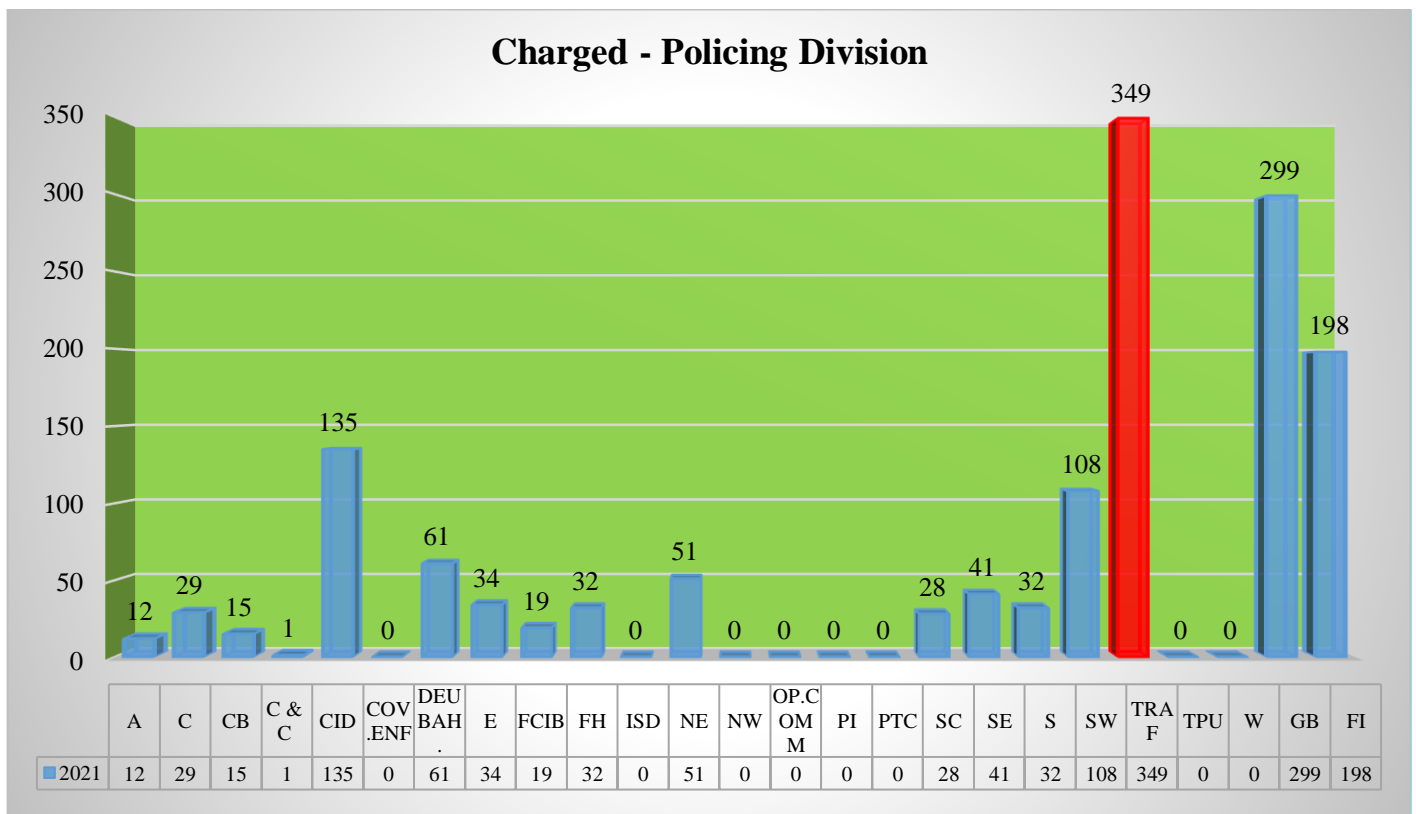
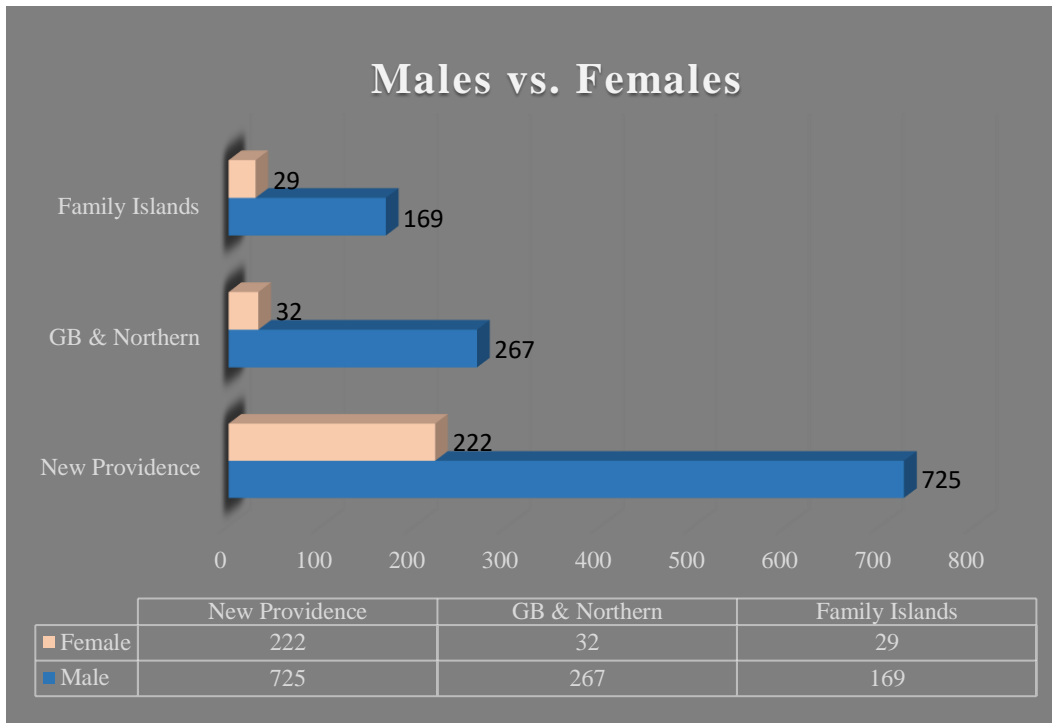
For the period in review, the police charged 1,444 persons for various major and minor offences throughout the Commonwealth of The Bahamas. **New Providence** accounted for 947 or 65% of all persons charged, **Grand Bahama and the Northern Bahamas** accounted for 299 or 21%, and the **Family Islands District** accounted for 198 or 14%. Males accounted for 1,161 or 80% of persons charged, and females accounted for the remaining 283 or 20% of persons charged.

Charged - District



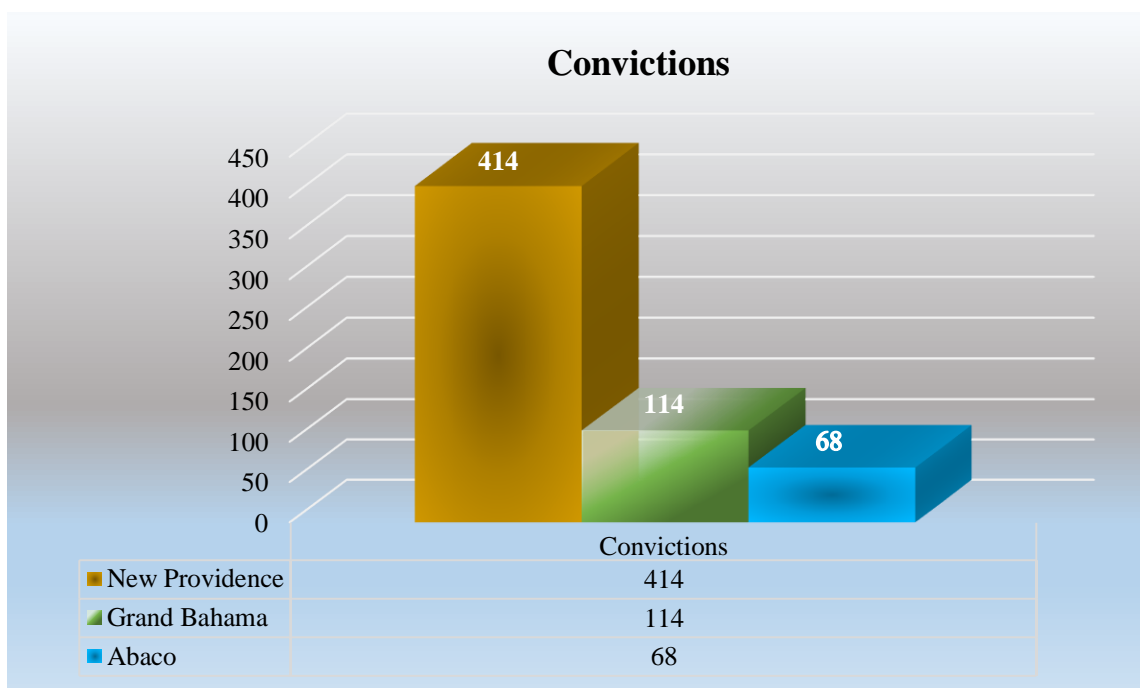
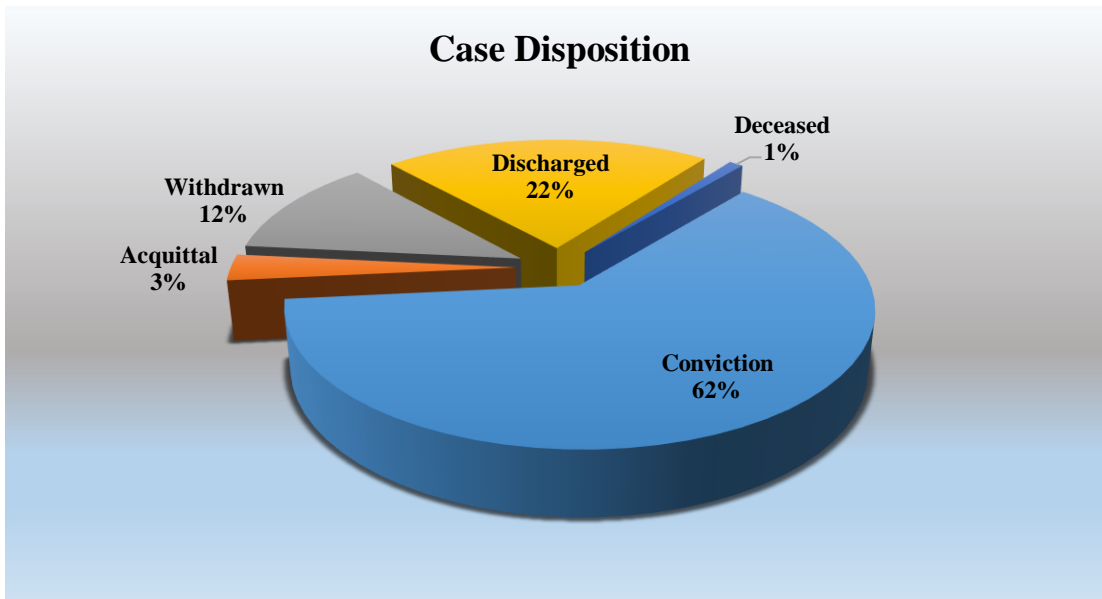
The period in review, there were 3,152 persons arrested, of which 46% or 1,444 suspects were charged before the Court.





Court Case Disposition

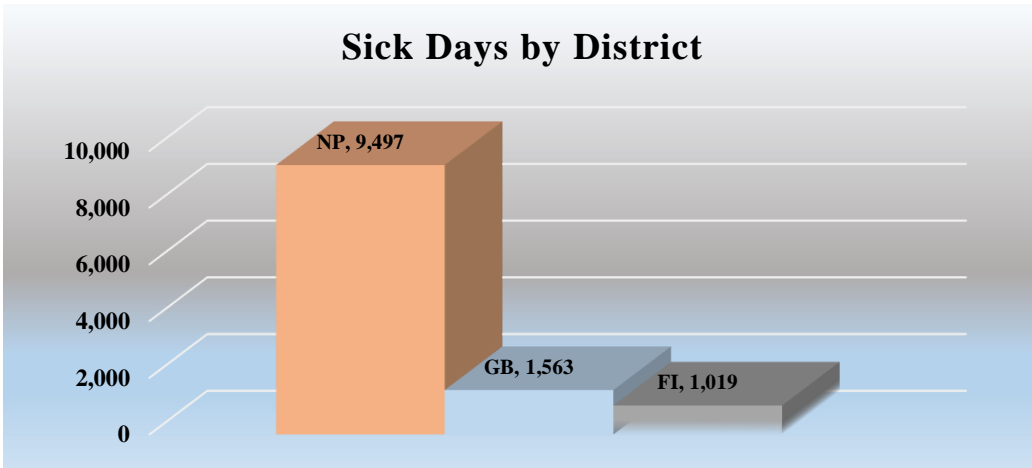
For the period in review, there were 596 convictions in the Magistrates Court, 30 acquittals, 9 deaths, 208 matters were discharged, and 113 matters were withdrawn by the virtual complainant. (GB-N/A)



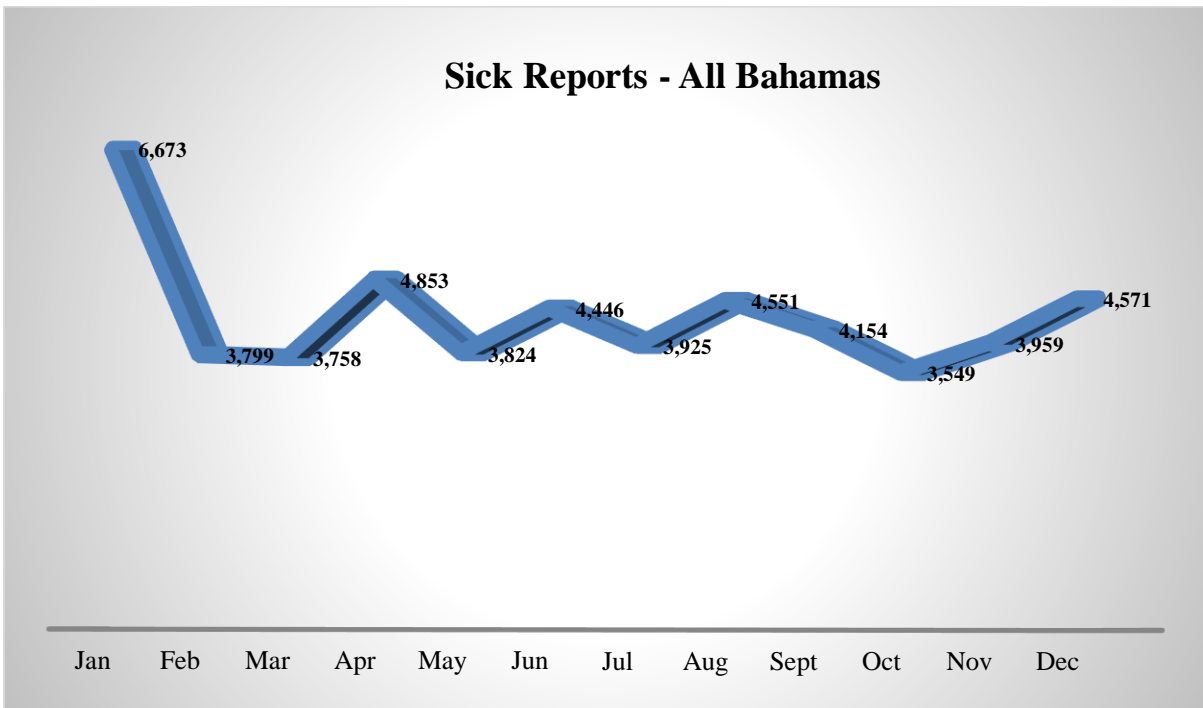
Productivity Loss

For the period in review, the Organization accounted for 12,079 sick days at an estimated loss of \$1.5m. Police Officers on industrial leave accounted for 2,046 or 17% of the overall sick days. The contracted ranks accounted for \$1.3m or 87% of all productivity losses due to sick reports. The New Providence District accounted for \$1.2M or 80% of the overall productivity losses with Grand Bahama District and the Family Islands District accounting for 12% and 8% respectively.

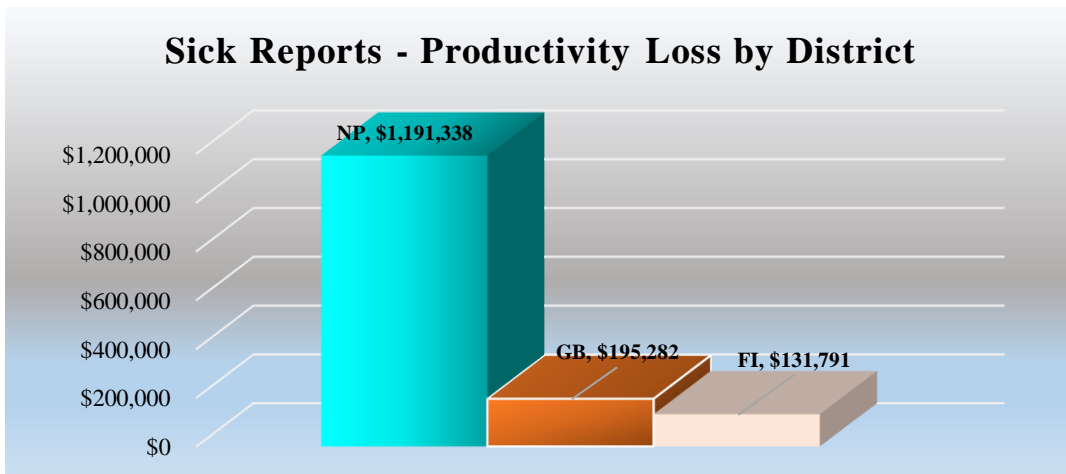
Sick Days by District



Sick Reports - All Bahamas



Sick Reports - Productivity Loss by District



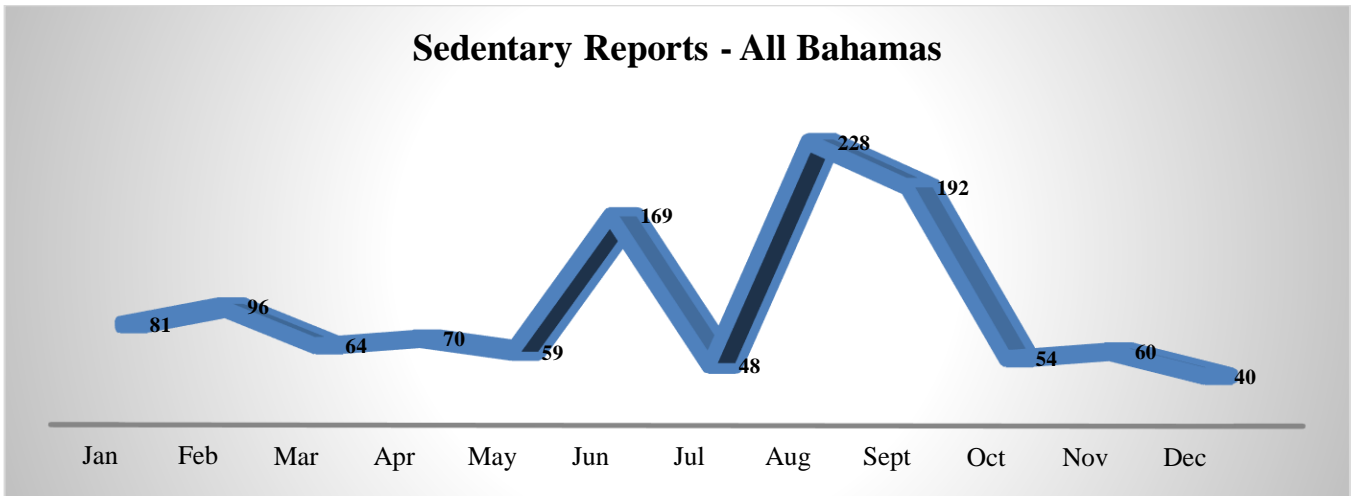
N.B. These are preliminary figures and are subject to change. Research and Policy Branch, RBPF.

Productivity Loss by Rank - All Bahamas

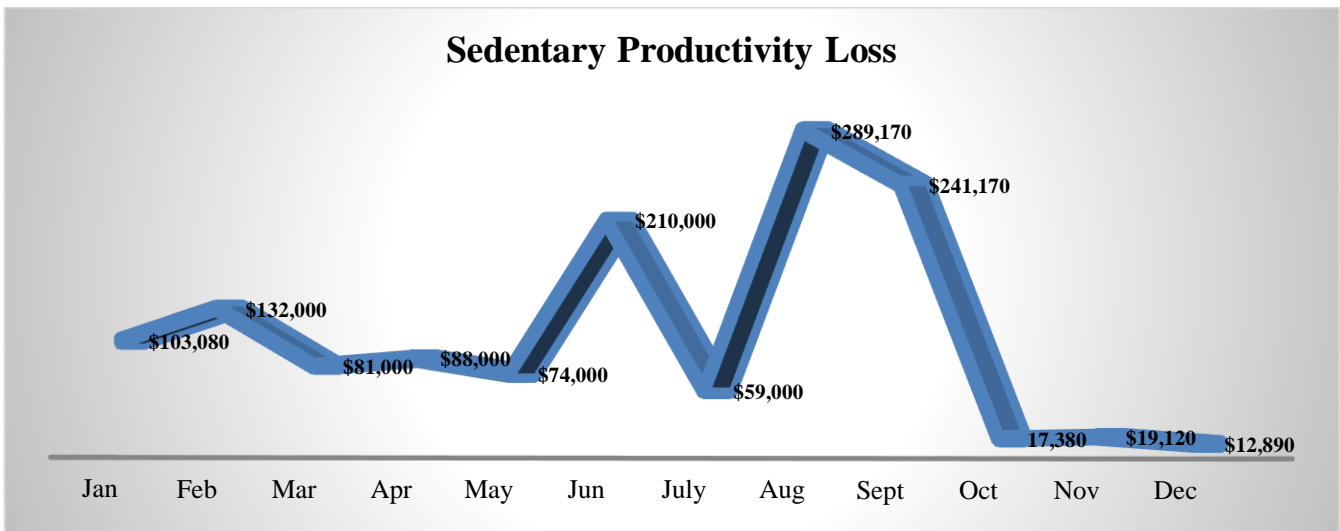


For the period in review, 154 officers were on 4hour sedentary duties accounting for an estimated loss of \$49K.

Sedentary Reports - All Bahamas



Sedentary Productivity Loss



N.B. These are preliminary figures and are subject to change. Research and Policy Branch, RBPF.